



**Indira Gandhi (Sr)College, CIDCO, Nanded**  
**University Examination Result**  
**Winter-2021(Regular)**

Name of the Department:-English

Class and Year	Name of Teacher	Register Students			Appeared Students			Absent Students			Pass With first class			Pass With second class			Pass class			Fail			Passing Percentage		
		M	F	T	M	F	T	M	F	T	M	F	T	M	F	T	M	F	T	M	F	T	M	F	T
B.A I Comp	Dr.V.B Maske	79	99	178	79	99	178							08	12	20	35	40	75	36	47	83	54.4	52.5	53.3
BSC I Comp	Dr.V.B Maske	19	48	67	19	48	67							10	11	21	08	30	38	01	07	08	94.7	85.4	88.5
B.A II Comp	Dr. S.B Mirza	57	95	152	57	95	152							11	15	26	40	68	108	06	12	18	89.4	87.3	88.1
BSC II Comp	Dr. S.B Mirza	19	45	69	19	45	69							05	11	16	14	30	34	00	04	04	100	91.1	86.9
B.A I Eng opt I	Dr.V.B Maske	07	04	11	07	04	11							01	01	02				06	03	09	14.2	25.8	18.1
B.A I Eng opt II	Dr. S.B Mirza	07	04	11	07	04	11							01	02	03				06	02	08	14.2	50.8	27.2
B.A II Eng Opt V	Dr. S.B Mirza	01	06	07	01	06	07							01	01	02				00	05	05	100	16.7	28.5
B. A II ENG OPT VI	DR.V.B Maske	01	06	07	01	06	07							01	00	01				00	06	06	100	00.8	14.2
B.A III Eng Opt IX	Dr. S.B Mirza	01	06	07	01	06	07							01	06	07				00	00	00	100	100.8	100
B.A III Eng opt X	Dr.V.B Maske	01	06	07	01	06	07							01	06	07				00	00	00	100	100.8	100

*S.B.*  
 Signature of Head of Department

Dr. Mirza S.B.

**Indira Gandhi (Sr)College Cidco Nanded**  
**University Examination Result**  
**Summer-2022(Regular)**  
**Name of the Department:-English**




Class and Year	Name of Teacher	Register Students			Appeared Students			Absent Students			Pass With first class			Pass With second class			Pass class			Fail			Passing Percentage		
		M	F	T	M	F	T	M	F	T	M	F	T	M	F	T	M	F	T	M	F	T	M	F	T
B.A I Comp	DR.V.B Maske	76	85	161	76	85	161				14	18	32	30	28	58				32	39	71	57.89	54.11	55.90
BSC I Comp	DR.V.B Maske	21	55	76	21	55	76				07	13	20	10	37	47				04	05	09	80.95	90.90	88.15
B.A II Comp	Dr. S.B Mirza	56	94	150	56	94	150				10	25	35	22	50	72				24	19	43	57.14	79.78	71.33
BSC II Comp	Dr. S.B Mirza	20	46	66	20	46	66				08	11	19	10	31	41				02	04	06	90.00	91.30	90.90
B.A I Eng opt III	DR.V.B Maske	04	02	06	04	02	06							03	01	04				01	01	02	75.00	50.00	66.66
B.A I Eng opt IV	Dr. S.B Mirza	04	02	06	04	02	06							03	01	04				01	01	02	75.00	50.00	66.66
B.A II Eng Opt VII	Dr. S.B Mirza	00	03	03	00	03	03							00	02	02				00	01	01	00.00	66.66	66.66
B. A II ENG OPT VIII	DR.V.B Maske	00	03	03	00	03	03							00	02	02				00	01	01	00.00	66.66	66.66
B.A III Eng Opt XI	Dr. S.B Mirza	04	01	05	04	01	05				04	01	05							00	00	00	100	100	100
B.A III Eng opt XII	DR.V.B Maske	04	01	05	04	01	05				04	01	05							00	00	00	100	100	100

*Sull*  
**Signature of Head of Department**  
 Dr. Mirza S.B.





M.A.I	Hapgunde S.	I	10	04	15	09	04	13	1	-	1	09	04	13	-	-	-	-	-	-	-	-	100	100	100
	Dr.Jagtap S.	II	10	04	15	09	04	13	1	-	1	09	04	13	-	-	-	-	-	-	-	-	100	100	100
	Dr.Vibhute S.	III	10	04	15	09	04	13	1	-	1	09	04	13	-	-	-	-	-	-	-	-	100	100	100
	Hapgunde S.	IV	10	04	15	09	04	13	1	-	1	09	04	13	-	-	-	-	-	-	-	-	100	100	100

  
Signature of Head of Department  
J. 21/3/1997

# Indira Gandhi (Sr) College Cidco Nanded.

University Examination Result (Winter -2021)

Name of the Department:- Hindi



Class and Year	Name of Teacher	Pa per No	Register Students			Appeared Students			Absent Students			Pass With first class			Pass With second class			Pass class			Fail			Passing Percentage		
			M	F	T	M	F	T	M	F	T	M	F	T	M	F	T	M	F	T	M	F	T	M	F	T
B.A. I	Dr. S. S. Paikrao	I	31	29	60	28	23	51	00	00	00	16	20	36	09	02	11	00	00	00	03	01	04	89.28%	95.65%	92.15%
	Prof. M.P. Waghmare	II	31	29	60	28	23	51	00	00	00	25	21	46	01	00	01	00	00	00	02	02	04	92.85%	95.45%	92.15%
	Prof. Punam Sharma	SL I	42	44	86	34	32	66	03	08	11	25	20	45	03	03	06	01	00	01	02	01	03	93.54%	95.83%	94.54%
B.A. II	Dr. S. S. Paikrao	V	28	32	60	27	32	59	00	00	01	27	32	59	00	00	00	00	00	00	00	00	00	100%	100%	100%
	Prof. Punam Sharma	VI	28	32	60	27	32	59	00	00	01	27	32	59	00	00	00	00	00	00	00	00	00	100%	100%	100%
	M.P. Waghmare	SL III	27	44	71	27	41	68	00	00	00	23	40	63	04	01	05	00	00	00	00	00	00	100%	100%	100%
	Dr. S. S. Paikrao	SEC I	11	11	22	11	11	22	00	00	00	11	11	22	00	00	00	00	00	00	00	00	00	100%	100%	100%
B.A. III	M.P. Waghmare & Pro. Punam Sharma	IX	17	31	48	16	31	47	00	01	01	16	29	45	00	01	01	00	00	00	00	00	00	100%	100%	100%
	Dr. S. S. Paikrao	X	17	31	48	16	31	47	00	01	01	16	30	46	00	00	00	00	00	00	00	00	00	100%	100%	100%
	Dr. S. S. Paikrao	SEC III	03	14	17	03	14	17	00	00	00	03	14	17	00	00	00	00	00	00	00	00	00	100%	100%	100%
Bsc I	Prof. Punam Sharma	SL I	11	19	30	11	19	30	00	02	02	07	12	19	04	05	09	00	00	00	00	00	00	100%	100%	100%
Bsc II	M.P. Waghmare	SLIII	04	16	20	04	15	19	01	01	02	03	13	16	00	01	01	00	00	00	00	00	00	100%	100%	100%

  
Head, Department of Hindi

# Indira Gandhi (Sr) College Cidco Nanded.

University Examination Result (Summer -2022)

Name of the Department:- Hindi



Class and Year	Name of Teacher	Paper No.	Register Students			Appeared Students			Absent Students			Pass With first class			Pass With second class			Pass class			Fail			Passing Percentage		
			M	F	T	M	F	T	M	F	T	M	F	T	M	F	T	M	F	T	M	F	T	M	F	T
B.A. I	Dr. S. S. Paikrao	III	31	29	60	26	20	46	01	00	01	01	03	04	09	06	15	05	02	07	10	09	19	60%	55%	57.77%
	Prof. M.P. Waghmare	IV	31	29	60	26	20	46	01	00	01	05	01	06	08	11	19	04	02	06	08	06	14	83.33%	70%	75.55%
	Prof. Punam Sharma	SL II	42	44	86	33	33	66	01	04	05	03	02	05	11	10	21	08	03	11	10	14	24	64.70%	51.72%	60.65%
B.A. II	Dr. S. S. Paikrao	VII	28	32	60	25	34	59	02	00	02	04	20	24	10	11	21	07	00	07	04	01	05	91.30%	91.17%	91.22%
	Prof. Punam Sharma	VIII	28	32	60	25	34	59	02	00	02	07	20	27	10	12	22	05	01	06	01	01	02	95.65%	97.05%	94.82%
	M.P. Waghmare	SL IV	27	44	71	27	44	71	00	04	04	06	20	26	16	15	31	03	02	05	02	03	05	92.59%	92.5%	92.53%
	Dr. S. S. Paikrao	SECII	11	11	22	11	11	22	00	00	00	11	11	22	00	00	00	00	00	00	00	00	00	100%	100%	100%
B.A.III	M.P. Waghmare & Pro. Punam Sharma	XI	17	31	48	17	29	46	00	01	01	08	16	24	05	09	14	04	03	07	00	00	00	100%	100%	100%
	Dr. S. S. Paikrao	XII	17	31	48	17	29	46	00	01	01	06	14	20	11	12	23	00	02	02	00	00	00	100%	100%	100%
	Dr. S. S. Paikrao	SEC IV	03	14	17	03	14	17	00	00	00	03	13	17	00	00	00	00	00	00	00	00	00	100%	100%	100%
Bsc I	Prof. Punam Sharma	SL II	11	19	30	11	19	30	02	03	05	02	07	09	04	08	12	01	01	02	02	00	02	77.77%	100%	92%
Bsc II	M.P. Waghmare	IV	04	16	20	04	15	19	00	00	00	01	07	08	02	08	10	01	00	01	00	00	00	100%	100%	100%

Head, Department of Hindi



# Indira Gandhi (Sr) College Cidco Nanded.

University Examination Result

Winter-2021(Regular)

Name of the Department:- Sanskrit

Class and Year	Name of Teacher	Paper .no.	Register Students			Appeared Students			Absent Students			Pass With first class			Pass With second class			Pass class			Fail			Passing Percentage			
			M	F	T	M	F	T	M	F	T	M	F	T	M	F	T	M	F	T	M	F	T	M	F	T	
B.A. I	Prof. Alka Pawde	Sanskrit SL I	00	06	06	00	06	06	00	02	02	00	01	01	00	03	03	00	00	00	00	00	00	00	100	100	100%
Bsc I	Prof. Alka Pawde	Sanskrit SL I	00	10	10	00	10	10	00	00	00	00	08	08	00	02	02	00	00	00	00	00	00	00	100	100	100%
B.A. II	Prof. Alka Pawde	Sanskrit SL III	01	06	07	01	06	07	00	01	01	01	03	04	00	02	02	00	00	00	00	00	00	100	100	100%	
Bsc II	Prof. Alka Pawde	Sanskrit SL III	00	10	10	00	10	10	00	01	01	00	04	04	00	05	05	00	00	00	00	00	00	00	100	100	100%

Signature  
Head, Department of Sanskrit

**Indira Gandhi (Sr) College Cidco Nanded.**  
**University Examination Result**  
**Summer-2022(Regular)**

**Name of the Department:- Sanskrit**



Class and Year	Name of Teacher	Paper .no.	Register Students			Appeared Students			Absent Students			Pass With first class			Pass With second class			Pass class			Fail			Passing Percentage			
			M	F	T	M	F	T	M	F	T	M	F	T	M	F	T	M	F	T	M	F	T	M	F	T	
B.A. I	Prof. Alka Pawde	Sanskrit SL II	00	06	06	00	06	06	00	00	00	00	03	03	00	03	03	00	00	00	00	00	00	00	00	100	100%
Bsc I	Prof. Alka Pawde	Sanskrit SL II	00	10	10	00	10	10	00	00	00	00	09	09	00	01	01	00	00	00	00	00	00	00	00	100	100%
B.A. II	Prof. Alka Pawde	Sanskrit SL IV	01	06	07	01	06	07	00	00	00	00	06	06	01	00	01	00	00	00	00	00	00	00	100	100	100%
Bsc II	Prof. Alka Pawde	Sanskrit SL IV	00	10	10	00	10	10	00	00	00	00	10	10	00	00	00	00	00	00	00	00	00	00	00	100	100%

  
Signature

Head, Department of Sanskrit





# Indira Gandhi (Sr) College Cidco Nanded.

## University Examination Result

### Winter -2021 (Regular)

#### Name of the Department:- Economics

Class and Year	Name of Teacher	Paper. No.	Register Students			Appeared Students			Absent Students			Pass With first class			Pass With second class			Pass class			Fail			Passing Percentage		
			M	F	T	M	F	T	M	F	T	M	F	T	M	F	T	M	F	T	M	F	T	M	F	T
B.A. I	Dr.Mohokar H.S.	I	36	34	70	30	29	59	00	03	03	26	26	52	02	00	02	00	00	00	02	00	02	93.33	89.66	91.11
	Dr.Mohokar H.S.	II	36	34	70	30	29	59	00	03	03	26	25	51	03	01	04	00	00	00	01	00	01	96.67	89.66	93.33
B.A. II	Dr Mansare A.V.	V	19	33	51	19	32	51	00	02	02	19	30	49	00	00	00	00	00	00	00	00	00	100	100	100
	Dr.Mohokar H.S.	VI	19	32	51	19	32	51	00	02	02	19	30	49	00	00	00	00	00	00	00	00	00	100	100	100
	Dr.Mohokar H.S.	SEC-I	01	12	13	01	12	13	00	00	00	01	07	08	00	00	00	00	00	00	00	00	00	100	100	100
B.A.III	Dr.Mansare A.V.	IX	11	32	43	11	32	43	00	00	00	10	32	42	01	00	01	00	00	00	00	00	00	100	100	100
	Dr.Mohokar H.S.	X	11	32	43	11	32	43	00	00	00	11	32	43	00	00	00	00	00	00	00	00	00	100	100	100
	Dr.Mohokar H.S.	SEC-III	01	06	07	01	06	07	00	00	00	01	06	07	00	00	00	00	00	00	00	00	00	100	100	100

*Dr. Mohokar*  
Signature

Head, Department of Economics



# Indira Gandhi (Sr) College Cidco Nanded.

## University Examination Result

### Summer-2022(Regular)

#### Name of the Department:- Economics

Class and Year	Name of Teacher	Paper no.	Register Students			Appeared Students			Absent Students			Pass With first class			Pass With second class			Pass class			Fail			Passing Percentage		
			M	F	T	M	F	T	M	F	T	M	F	T	M	F	T	M	F	T	M	F	T	M	F	T
B.A. I	Dr.Mohokar H.S.	III	36	34	70	29	27	56	04	03	07	02	06	08	09	06	15	05	04	09	09	08	17	55.17	59.26	57.14
	Dr.Mohokar H.S.	IV	36	34	70	29	27	56	01	07	08	11	11	22	10	07	17	04	00	04	03	02	05	86.21	66.67	76.79
B.A. II	Dr Mansare A.V.	VII	19	32	51	19	32	51	01	01	02	01	06	07	11	22	33	00	00	00	06	03	09	63.16	87.50	78.43
	Dr.Mohokar H.S.	VIII	19	32	51	19	32	51	01	01	02	06	23	29	11	08	19	00	00	00	01	00	01	89.47	96.88	94.12
	Dr.Mohokar H.S.	SEC-II	01	12	13	01	12	13	00	00	00	01	12	13	00	00	00	00	00	00	00	00	00	100	100	100
B.A.III	Dr Mansare A.V.	XI	11	32	43	11	32	43	01	18	19	10	14	24	00	00	00	00	00	00	00	00	00	100	100	100
	Dr.Mohokar H.S.	XII	11	32	43	11	32	43	00	11	11	11	20	31	00	00	00	00	00	00	00	01	01	100	96.77	97.67
	Dr.Mohokar H.S.	SEC-IV	00	07	07	00	07	07	00	00	00	00	07	07	00	00	00	00	00	00	00	00	00	100	100	100

*H. Mahakar*

Signature

Head, Department of Economics

**Department of Sociology**  
(Academic Year: 2021-22)  
**Result: Winter-2021**



Class	P. No.	Name of Teacher	Register Student			Appeared Students			Absent Students			Pass with First class			Pass with Second class			Pass Students			Fail Students			Passing Percentages		
			M	F	T	M	F	T	M	F	T	M	F	T	M	F	T	M	F	T	M	F	T	M	F	T
B. A. I	I	Dr. A. T. Shinde	24	62	86	22	59	81	02	03	05	19	57	76	01	01	02	20	58	78	02	01	03	90.90	98.30	96.29
	II	Mr. B. R. Narwade	24	62	86	22	59	81	02	03	05	20	57	77	00	01	01	21	59	80	01	00	01	95.45	100	98.76
B. A. II	V	Dr. A. T. Shinde	23	51	74	23	48	71	00	03	03	16	30	46	05	15	20	21	45	66	02	03	05	91.30	93.75	92.95
	VI	Mr. B. R. Narwade	23	51	74	23	48	71	00	03	03	23	48	71	00	00	00	23	48	71	00	00	00	100%	100%	100%
B. A. III	IX	Dr. A. T. Shinde	18	17	35	18	17	35	00	00	00	18	17	35	00	00	00	18	17	35	00	00	00	100%	100%	100%
	X	Dr. A. T. Shinde	18	17	35	18	17	35	00	00	00	18	16	34	00	01	01	18	17	35	00	00	00	100%	100%	100%

*(Signature)*

HOD, Dept. of Sociology

**Department of Sociology**  
(Academic Year: 2021-22)  
**Result: Summer -2022**



Class	P. No.	Name of Teacher	Register Student			Appeared Students			Absent Students			Pass with First class			Pass with Second class			Pass Students			Fail Students			Passing Percentages		
			M	F	T	M	F	T	M	F	T	M	F	T	M	F	T	M	F	T	M	F	T	M	F	T
B. A. I	III	Dr. A. T. Shinde	18	50	68	16	34	50	02	16	18	01	18	19	13	13	26	14	31	45	02	03	05	87.50%	91.17%	90.00%
	IV	Mr. B. R. Narwade	18	50	68	16	35	51	02	15	17	03	15	18	10	15	25	13	30	43	03	04	07	81.25%	85.71%	84.31%
B. A. II	VII	Dr. A. T. Shinde	19	50	69	17	50	67	02	00	02	03	18	21	12	29	41	15	47	62	02	03	05	88.23%	94.00%	92.53%
	VIII	Mr. B. R. Narwade	19	50	69	17	50	67	02	00	02	03	21	24	12	27	39	15	48	63	02	02	04	88.23%	96.00%	94.03%
	SEC-I	Dr. A. T. Shinde	12	22	32	12	22	32	00	00	00	12	22	32	00	00	00	12	22	32	00	00	00	100%	100%	100%
	SEC-II	Dr. A. T. Shinde	12	22	32	12	22	32	00	00	00	12	22	32	00	00	00	12	22	32	00	00	00	100%	100%	100%
B. A. III	XI	Dr. A. T. Shinde	16	23	39	16	23	39	00	00	00	13	12	25	03	10	13	16	22	38	00	01	01	100%	95.65%	97.43%
	XII	Dr. A. T. Shinde	16	23	39	16	23	39	00	00	00	06	08	14	10	13	23	16	21	37	00	02	02	100%	91.30%	94.87%
	SEC-III	Dr. A. T. Shinde	10	08	18	10	08	18	00	00	00	10	08	18	00	00	00	10	08	18	00	00	00	100%	100%	100%
	SEC-IV	Dr. A. T. Shinde	10	08	18	10	08	18	00	00	00	10	08	18	00	00	00	10	08	18	00	00	00	100%	100%	100%

*(Signature)*


HOD, Dept. of Sociology

Indira Gandhi (SI) College CIDCO Nanded.  
University Examination Result  
Summer -2022 (Regular)  
Name of the Department:- History



Class and Year	Name of Teacher	Paper. No.	Register Students			Appeared Students			Absent Students			Pass With first class			Pass With second class			Pass class			Fail			Passing Percentage		
			M	F	T	M	F	T	M	F	T	M	F	T	M	F	T	M	F	T	M	F	T	M	F	T
B.A. I	Dr.Patil G.S.	III	38	41	79	38	41	79	06	07	13	08	11	19	09	15	24	01	00	01	14	04	18	56.25	90.24	77.15
	Dr.Patil G.S.	IV	38	41	79	38	41	79	05	07	12	07	07	14	11	19	30	02	00	02	10	04	14	73.68	90.21	82.27
B.A. II	Shinde. s.k	VII	23	44	67	23	44	67	00	00	00	01	15	16	05	12	17	06	06	12	10	09	19	56.52	79.54	71.64
	Dr.Patil G.S.	VIII	23	44	67	23	44	67	00	00	00	00	08	08	05	20	25	10	08	18	08	05	13	65.21	88.63	80.59
	Dr.Patil G.S.	SEC-II	05	11	16	05	11	16	00	00	00	05	11	16	00	00	00	0	0	00	00	00	00	100	100	100
B.A.II I	Dr.Patil G.S.	XI	14	40	54	14	40	54	01	01	02	03	18	21	05	17	22	03	03	06	02	01	03	100	92.30	98.07
	Shinde. s.k	XII	14	40	54	14	40	54	01	01	02	04	24	28	06	12	18	01	02	03	02	01	03	100	92.30	98.07
	Dr.Patil G.S.	SEC-IV	08	16	24	08	16	24	00	00	00	08	16	24	00	00	00	0	0	00	00	00	00	100	100	100

Signature of Head of Department



# Indra Gandhi (Sr) College CIDCO Nanded.

University Examination Result

Winter -2021 (Regular)

Name of the Department:- History

Class and Year	Name of Teacher	Paper .No.	Register Students			Appeared Students			Absent Students			Pass With first class			Pass With second class			Pass class			Fail			Passing Percentage		
			M	F	T	M	F	T	M	F	T	M	F	T	M	F	T	M	F	T	M	F	T	M	F	T
B.A. I	Dr.Patil G.S.	I	36	46	82	36	46	82	01	04	05	34	41	75	01	01	02	0	0	00	00	00	00	100	100	100
	Dr.Patil G.S.	II	36	46	82	36	46	82	02	04	06	33	41	74	00	01	01	0	0	00	01	00	01	97	100	98.6
B.A. II	Shinde S.K.	V	22	40	62	22	40	62	00	00	00	22	40	62	00	00	00	0	0	00	00	00	00	100	100	100
	Dr.Patil G.S.	VI	22	40	62	22	40	62	00	00	00	22	40	62	00	00	00	0	0	00	00	00	00	100	100	100
	Dr.Patil G.S.	SEC-I	07	07	14	07	07	14	00	00	00	07	07	14	00	00	00	0	0	00	00	00	00	100	100	100
B.A.III	Dr.Patil G.S.	IX	14	42	56	14	42	56	00	00	00	12	38	50	02	04	06	0	0	00	00	00	00	100	100	100
	Shinde S.K.	X	14	42	56	14	42	56	00	00	00	14	42	56	00	00	00	0	0	00	00	00	00	100	100	100
	Dr.Patil G.S.	SEC-III	08	15	23	08	15	23	00	00	00	08	15	23	00	00	00	0	0	00	00	00	00	100	100	100

Signature of Head of Department

# Indira Gandhi (Sr.) college CIDCO Nanded

University Exam Result- Winter-2021

## Department of Geography (UG/PG)



Name of Teacher	Class	Paper No.	Register Students			Appeared Students			Absent students			Pass With First Class			Pass With Second Class			Pass Class			Fail			Passing Percentage %		
			M	F	T	M	F	T	M	F	T	M	F	T	M	F	T	M	F	T	M	F	T	M	F	T
Dr. Waghmare N.K	B.A. I	I	41	42	83	41	42	83	06	03	09	07	16	23	13	15	28	15	07	22	01	00	01	97.14	100.00	98.64
Dr. Pastapure B.N.		II	41	42	83	41	42	83	06	04	10	19	29	48	10	05	15	06	02	08	01	01	02	97.14	97.36	97.26
Mrs. Adhav S. S.	B.A.II	VII	17	46	63	17	46	63	00	00	00	16	44	60	03	00	03	00	00	00	00	00	00	100.00	100.00	100.00
Dr. Jadhav B. U.		VIII	17	46	63	17	46	63	00	00	00	16	41	57	03	02	05	01	01	01	00	00	00	100.00	100.00	100.00
Dr. Pastapure B.N.	B.A.III	XIII	15	35	50	15	35	50	00	01	01	15	29	44	00	05	05	00	00	00	00	01	01	100.00	97.05	97.95
Dr. Metkar S. K..		XIV	15	35	50	15	35	50	00	01	01	15	33	48	00	01	01	00	00	00	00	01	01	100.00	97.05	97.95
Mr. Boiware B. M.	M.A.I	I	16	15	31	16	15	31	01	00	01	14	14	28	01	01	02	00	00	00	00	00	00	100.00	100.00	100.00
Miss. Bodhale K. K.		II	16	15	31	16	15	31	01	00	01	15	15	30	00	00	00	00	00	00	00	00	00	100.00	100.00	100.00
Mr. Boiware B. M.		III	16	15	31	16	15	31	01	00	01	15	15	30	00	00	00	00	00	00	00	00	00	100.00	100.00	100.00
Dr. Waghmare N.K		IV	16	15	31	16	15	31	02	02	04	14	13	27	00	00	00	00	00	00	00	00	00	100.00	100.00	100.00
Miss. Bodhale K. K.	M.A.II	IX	07	19	26	07	19	26	01	06	07	05	12	17	01	01	02	00	00	00	00	00	00	100.00	100.00	100.00
Mr. Boiware B. M..		X	07	19	26	07	19	26	01	06	07	05	14	19	00	00	00	00	00	00	00	00	00	100.00	100.00	100.00
Miss. Bodhale K. K.		XI	07	19	26	07	19	26	01	08	09	06	11	17	00	00	00	00	00	00	00	00	00	100.00	100.00	100.00
Dr. Pastapure B.N.		XII	07	19	26	07	19	26	02	03	05	05	16	21	00	00	00	00	00	00	00	00	00	100.00	100.00	100.00

HOD

Principal

Shri Sharda Bhavan Education Society's  
**Indira Gandhi (Sr.) college CIDCO Nanded**  
 University Exam Result- Summer-2022  
 Department of Geography (UG/PG)



Name of Teacher	Class	Paper No.	Register Students			Appeared Students			Absent students			Pass With First Class			Pass With Second Class			Pass Class			Fail			Passing Percentage%		
			M	F	T	M	F	T	M	F	T	M	F	T	M	F	T	M	F	T	M	F	T	M	F	T
Dr. Pastapure B. N.	B.A. I	III	41	42	83	29	31	60	12	17	19	16	18	34	02	02	04	01	02	03	00	00	00	100.00		
Dr. Pastapure B. N.		IV	41	42	83	29	31	60	06	09	15	07	05	12	04	07	11	10	09	19	02	01	03	91.30	100.00	100.00
Dr. Waghmare N. K.		V	41	42	83	29	31	60	06	12	18	14	12	16	04	09	13	03	02	05	07	01	08	65.21	95.45	93.33
Dr. Pastapure B. N.	B.A. II	VI	41	42	83	29	31	60	06	12	18	14	12	16	04	09	13	03	02	05	07	01	08	65.21	95.45	93.33
Mr. Jadhav B. U.		IX	17	46	63	17	46	63	08	04	12	13	22	35	04	01	05	01	00	01	00	00	00	100.00	100.00	100.00
Mrs. Adhav S. S.		X	17	46	63	17	46	63	01	00	01	03	37	50	00	00	00	01	00	01	00	00	00	100.00	94.73	80.94
Mr. Jadhav B. U.		XI	17	46	63	17	46	63	01	00	01	03	11	14	02	14	16	16	09	25	05	02	07	68.75	95.65	88.70
Dr. Waghmare N. K.		XII	17	46	63	17	46	63	01	00	01	04	12	16	02	14	16	19	09	28	02	00	02	87.50	100.00	100.00
Mrs. Adhav S. S.		SEC-I	03	06	09	03	06	09	00	00	00	03	35	49	00	00	00	01	00	01	00	01	01	90.90	100.00	96.77
Dr. Waghmare N. K.	B.A. III	SEC-II	03	06	09	03	06	09	00	00	00	03	06	09	00	00	00	01	00	01	00	00	00	100.00	100.00	100.00
Dr. Waghmare N. K.		XV	15	35	50	15	34	49	00	01	01	03	06	09	00	00	00	00	00	00	00	00	00	100.00	100.00	100.00
Dr. Pastapure B. N.		XVI	15	35	50	15	34	49	00	04	04	15	30	45	00	01	01	02	01	03	00	00	00	100.00	100.00	100.00
Mr. Metkar S. K.		XVII	15	35	50	15	34	49	00	02	02	07	15	22	08	14	22	02	01	03	00	00	00	100.00	100.00	100.00
Mrs. Adhav S. S.		XVIII	15	35	50	15	34	49	00	02	02	03	06	09	04	09	13	11	08	19	00	06	06	83.67	81.25	87.23
Mr. Metkar S. K.		SEC-III	05	19	24	05	19	24	02	01	03	03	18	21	00	00	00	00	00	00	00	00	00	100.00	100.00	100.00
Dr. Pastapure B. N.	M.A. I	SEC-IV	05	19	24	05	19	24	02	01	03	03	18	21	00	00	00	00	00	00	00	00	00	100.00	100.00	100.00
Mr. Boiware B. M.		V	16	15	31	15	13	28	01	01	03	03	18	21	00	00	00	00	00	00	00	00	00	100.00	100.00	100.00
Miss. Bodhale K. K.		VI	16	15	31	15	13	28	01	01	02	08	11	19	02	01	03	00	00	00	00	00	00	100.00	100.00	100.00
Mr. Boiware B. M.		VII	16	15	31	15	13	28	01	02	03	08	10	18	04	03	07	01	00	01	00	00	00	100.00	100.00	100.00
Dr. Pastapure B. N.		VIII	16	15	31	15	13	28	01	01	02	06	08	14	05	04	09	00	00	00	00	00	00	100.00	100.00	100.00
Miss. Bodhale K. K.		XIII	07	19	26	04	16	20	01	00	01	13	14	27	00	00	00	00	00	00	00	00	00	100.00	100.00	100.00
Mr. Boiware B. M.	M.A. II	XIV	07	19	26	04	16	20	01	03	04	03	12	15	00	01	01	00	00	00	00	00	00	100.00	100.00	100.00
Miss. Bodhale K. K.		XV	07	19	26	04	16	20	01	03	04	03	12	15	00	01	01	00	00	00	00	00	00	100.00	100.00	100.00
Dr. Waghmare N. K.		XVI	07	19	26	04	16	20	01	03	04	03	13	16	00	00	00	00	00	00	00	00	00	100.00	100.00	100.00
Dr. Waghmare N. K.		PROJECT XVIII	07	19	26	04	16	20	01	03	04	03	13	16	00	00	00	00	00	00	00	00	00	100.00	100.00	100.00
Dr. Pastapure B. N.																								100.00	100.00	100.00

HOD

Principal



**Indira Gandhi (Sr.) College, CIDCO, Nanded**  
**University Examination Result**  
**Winter – 2021 (Regular)**  
**Name of the Department of Political Science**



Class and Year	Name of Teacher	Paper No.	Register Students			Appeared Students			Absent Students			% wise Class									Pass			Fail			Passing Percentage		
			M	F	T	M	F	T	M	F	T	Pass With first class			Pass With second class			Pass class			M	F	T	M	F	T	M	F	T
												M	F	T	M	F	T	M	F	T	M	F	T	M	F	T	M	F	T
B.A. I	Dr. Saudagar F.M.	I	45	26	<u>71</u>	45	26	<u>71</u>	00	00	<u>00</u>	39	22	<u>61</u>	01	02	<u>03</u>	00	00	<u>00</u>	40	24	<u>64</u>	05	02	<u>07</u>	<u>88.88</u>	<u>92.30</u>	<u>90.14</u>
	Dr. Shinde G.G.	II	45	26	<u>71</u>	45	26	<u>71</u>	00	00	<u>00</u>	40	24	<u>64</u>	00	00	<u>00</u>	00	00	<u>00</u>	40	24	<u>64</u>	05	02	<u>07</u>	<u>88.88</u>	<u>92.30</u>	<u>90.14</u>
B.A.II	Dr. Saudagar F.M.	V	25	41	<u>66</u>	25	41	<u>66</u>	00	00	<u>00</u>	25	40	<u>65</u>	00	00	<u>00</u>	00	00	<u>00</u>	25	40	<u>65</u>	00	01	<u>01</u>	<u>100.00</u>	<u>97.56</u>	<u>98.48</u>
	Dr. Saudagar F.M.	VI	25	41	<u>66</u>	25	41	<u>66</u>	00	00	<u>00</u>	23	39	<u>62</u>	00	00	<u>00</u>	00	00	<u>00</u>	23	39	<u>62</u>	02	02	<u>04</u>	<u>92.00</u>	<u>95.12</u>	<u>93.93</u>
B.A.III	Dr. Shinde G.G.	IX	11	22	<u>33</u>	11	22	<u>33</u>	00	00	<u>00</u>	11	22	<u>33</u>	00	00	<u>00</u>	00	00	<u>00</u>	11	22	<u>33</u>	00	00	<u>00</u>	<u>100.00</u>	<u>100.00</u>	<u>100.00</u>
	Dr. Saudagar F.M.	X	11	22	<u>33</u>	11	22	<u>33</u>	00	00	<u>00</u>	11	22	<u>33</u>	00	00	<u>00</u>	00	00	<u>00</u>	11	22	<u>33</u>	00	00	<u>00</u>	<u>100.00</u>	<u>100.00</u>	<u>100.00</u>

Signature Head of Department  
Dr. Saudagar F.M.

**Indira Gandhi (Sr.)College, CIDCO, Nanded**  
**University Examination Result**  
**Summer – 2022 (Regular)**  
**Name of the Department of Political Science**

Class and Year	Name of Teacher	Paper No.	Register Students			Appeared Students			Absent Students			% wise Class									Pass			Fail			Passing Percentage		
			M	F	T	M	F	T	M	F	T	Pass With first class			Pass With second class			Pass class			M	F	T	M	F	T	M	F	T
												M	F	T	M	F	T	M	F	T									
B.A. I	Dr. Saudagar F.M.	III	36	20	<u>56</u>	36	20	<u>56</u>	00	00	<u>00</u>	00	00	<u>00</u>	15	08	<u>23</u>	02	06	<u>08</u>	19	12	<u>31</u>	17	08	<u>25</u>	<u>52.77</u>	<u>60.00</u>	<u>55.35</u>
	Dr. Shinde G.G.	IV	36	20	<u>56</u>	36	20	<u>56</u>	00	00	<u>00</u>	00	00	<u>00</u>	19	09	<u>28</u>	06	05	<u>11</u>	27	13	<u>40</u>	09	07	<u>16</u>	<u>75.00</u>	<u>65.00</u>	<u>71.42</u>
B.A.II	Dr. Saudagar F.M.	VII	29	42	<u>71</u>	29	42	<u>71</u>	00	00	<u>00</u>	02	14	<u>16</u>	20	20	<u>40</u>	00	01	<u>01</u>	19	38	<u>57</u>	10	04	<u>14</u>	<u>65.51</u>	<u>90.47</u>	<u>80.28</u>
	Dr. Saudagar F.M.	VIII	29	42	<u>71</u>	29	42	<u>71</u>	00	00	<u>00</u>	01	11	<u>12</u>	21	23	<u>47</u>	01	01	<u>02</u>	22	38	<u>60</u>	07	04	<u>11</u>	<u>75.86</u>	<u>90.42</u>	<u>84.50</u>
B.A.III	Dr. Shinde G.G.	XI	10	22	<u>32</u>	10	22	<u>32</u>	00	00	<u>00</u>	04	15	<u>19</u>	05	07	<u>12</u>	00	00	<u>00</u>	09	22	<u>31</u>	01	00	<u>01</u>	<u>90.00</u>	<u>100.00</u>	<u>96.87</u>
	Dr. Saudagar F.M.	XII	10	22	<u>32</u>	10	22	<u>32</u>	00	00	<u>00</u>	05	14	<u>19</u>	03	08	<u>11</u>	00	00	<u>00</u>	09	21	<u>30</u>	01	01	<u>02</u>	<u>90.00</u>	<u>95.45</u>	<u>93.75</u>



Signature Head of Department


**Indira Gandhi (Sr.) College, CIDCO, Nanded**  
**University Examination Result**  
**Winter – 2021 (Regular)**  
**Name of the Department of Public Administration**



Class and Year	Name of Teacher	Paper No.	Register Students			Appeared Students			Absent Students			% wise Class									Pass			Fail			Passing Percentage		
			M	F	T	M	F	T	M	F	T	Pass With first class			Pass With second class			Pass class			M	F	T	M	F	T	M	F	T
												M	F	T	M	F	T	M	F	T									
B.A. I	G.P. Qyatamwad	I	04	03	<u>07</u>	04	03	<u>07</u>	00	00	<u>00</u>	02	02	<u>04</u>	00	00	<u>00</u>	00	00	<u>00</u>	02	02	<u>04</u>	02	01	<u>03</u>	<u>50.00</u>	<u>66.66</u>	<u>57.14</u>
	V.A. Kakde	II	04	03	<u>07</u>	04	03	<u>07</u>	00	00	<u>00</u>	03	03	<u>06</u>	00	00	<u>00</u>	00	00	<u>00</u>	03	03	<u>06</u>	01	00	<u>01</u>	<u>75.00</u>	<u>100.00</u>	<u>85.71</u>
B.A.II	G.P. Qyatamwad	V	01	02	<u>03</u>	01	01	<u>02</u>	00	00	<u>00</u>	01	01	<u>02</u>	00	00	<u>00</u>	00	00	<u>00</u>	01	01	<u>02</u>	00	01	<u>01</u>	<u>100.00</u>	<u>50.00</u>	<u>66.66</u>
	V.A. Kakde	VI	01	02	<u>03</u>	01	01	<u>02</u>	00	00	<u>00</u>	01	01	<u>02</u>	00	00	<u>00</u>	00	00	<u>00</u>	01	01	<u>02</u>	00	01	<u>01</u>	<u>100.00</u>	<u>50.00</u>	<u>66.66</u>
B.A.III	G.P. Qyatamwad	IX	03	05	<u>08</u>	03	05	<u>08</u>	00	00	<u>00</u>	03	05	<u>08</u>	00	00	<u>00</u>	00	00	<u>00</u>	03	05	<u>08</u>	00	00	<u>00</u>	<u>100.00</u>	<u>100.00</u>	<u>100.00</u>
	V.A. Kakde	X	03	05	<u>08</u>	03	05	<u>08</u>	00	00	<u>00</u>	03	05	<u>08</u>	00	00	<u>00</u>	00	00	<u>00</u>	03	05	<u>08</u>	00	00	<u>00</u>	<u>100.00</u>	<u>100.00</u>	<u>100.00</u>

Signature In-Charge Head of Department  
Dr. Sandeepan F. M.

**Indira Gandhi (Sr.)College, CIDCO, Nanded**  
**University Examination Result**  
**Summer – 2022 (Regular)**  
**Name of the Department of Public Administration**



Class and Year	Name of Teacher	Paper No.	Register Students			Appeared Students			Absent Students			% wise Class									Pass			Fail			Passing Percentage		
			M	F	T	M	F	T	M	F	T	Pass With first class			Pass With second class			Pass class			M	F	T	M	F	T	M	F	T
												M	F	T	M	F	T	M	F	T									
B.A. I	G.P. Qyatamwad	III	04	03	<u>07</u>	04	03	<u>07</u>	00	00	<u>00</u>	00	02	<u>02</u>	04	01	<u>05</u>	00	00	<u>00</u>	04	03	<u>07</u>	00	00	<u>00</u>	<u>100.00</u>	<u>100.00</u>	<u>100.00</u>
	V.A. Kakde	IV	04	03	<u>07</u>	04	03	<u>07</u>	00	00	<u>00</u>	00	03	<u>03</u>	03	00	<u>03</u>	00	00	<u>00</u>	03	03	<u>06</u>	01	00	<u>01</u>	<u>75.00</u>	<u>100.00</u>	<u>85.71</u>
B.A.II	G.P. Qyatamwad	VII	01	01	<u>02</u>	01	01	<u>02</u>	00	00	<u>00</u>	01	00	<u>01</u>	00	01	<u>01</u>	00	00	<u>00</u>	01	01	<u>02</u>	00	00	<u>00</u>	<u>100.00</u>	<u>100.00</u>	<u>100.00</u>
	V.A. Kakde	VIII	01	01	<u>02</u>	01	01	<u>02</u>	00	00	<u>00</u>	01	01	<u>02</u>	00	00	<u>00</u>	00	00	<u>00</u>	01	01	<u>02</u>	00	00	<u>00</u>	<u>100.00</u>	<u>100.00</u>	<u>100.00</u>
B.A.III	G.P. Qyatamwad	XI	04	05	<u>09</u>	04	05	<u>09</u>	00	00	<u>00</u>	02	03	<u>05</u>	02	02	<u>04</u>	00	00	<u>00</u>	04	05	<u>09</u>	00	00	<u>00</u>	<u>100.00</u>	<u>100.00</u>	<u>100.00</u>
	V.A. Kakde	XII	04	05	<u>09</u>	04	05	<u>09</u>	00	00	<u>00</u>	03	02	<u>05</u>	01	03	<u>04</u>	00	00	<u>00</u>	04	05	<u>09</u>	00	00	<u>00</u>	<u>100.00</u>	<u>100.00</u>	<u>100.00</u>

Signature In-Charge Head of Department

# Indira Gandhi (Sr) College Cidco Nanded.

University Examination Result

Summer -2022 (Regular)

Name of the Department:- Physical Education



Class and Year	Name of Teacher	Paper No.	Register Students			Appeared Students			Absent Students			Pass With first class			Pass With second class			Pass class			Fail			Passing Percentage				
			M	F	T	M	F	T	M	F	T	M	F	T	M	F	T	M	F	T	M	F	T	M	F	T		
B.A. I	Dr.khedkar A	III	08	05	13	08	05	13	2	1	3	6	4	10	0	0	0	0	0	0	0	0	01	0	0	83	100	90
	Dr.KhedkarA.	IV	08	05	13	08	05	13	2	2	4	6	3	09	0	0	0	0	0	0	0	0	0	0	0	100	100	100
B.A. II	Dr.AdkineR.V.	VII	08	08	16	08	08	16	0	0	0	07	08	15	0	0	0	0	0	0	0	01	0	01	87	100	93	
	Dr.AdkineR.V.	Vili	08	08	16	08	08	16	01	02	03	07	06	13	0	0	0	0	0	0	0	0	0	0	100	100	100	
	Dr.AdkineR.V.	SEC-II	00	03	03	00	03	03	00	00	00	00	03	03	0	0	0	0	0	0	0	0	0	0	0	00	100	100
B.A. III	Dr.AdkineR.V	XI	15	06	21	15	06	21	0	01	01	15	06	21	0	0	0	0	0	0	0	0	0	0	100	100	100	
	Dr.AdkineR.V	XII	15	06	21	15	06	21	0	0	0	15	06	21	0	0	0	0	0	0	0	0	0	0	100	100	100	
	Dr.AdkineR.V	SEC-IV	07	05	12	07	05	12	0	0	0	07	05	12	0	0	0	0	0	0	0	0	0	0	100	100	100	

Signature of Head of Department

**Indira Gandhi (Sr) College Cidco Nanded.**  
**University Examination Result**  
**Winter -2022 (Regular)**  
**Name of the Department- Physical Education**



Class and Year	Name of Teacher	Paper No.	Register Students			Appeared Students			Absent Students			Pass With first class			Pass With second class			Pass class			Fail			Passing Percentage					
			M	F	T	M	F	T	M	F	T	M	F	T	M	F	T	M	F	T	M	F	T	M	F	T			
B.A. I	Dr.khedkar A	I	08	05	13	08	05	13	1	2	3	6	4	10	0	0	0	0	0	0	0	0	0	0	0	0	100	100	100
	Dr.KhedkarA.	II	08	05	13	08	05	13	1	2	3	7	3	10	0	0	0	0	0	0	0	0	0	0	0	0	100	100	100
B.A. II	Dr.AdkineR.V.	V	08	08	16	08	08	16	0	0	0	08	08	16	0	0	0	0	0	0	0	0	0	0	0	0	100	100	100
	Dr.AdkineR.V.	VI	08	08	16	08	08	16	02	01	03	07	06	13	0	0	0	0	0	0	0	0	0	0	0	0	100	100	100
	Dr.AdkineR.V.	SEC-I	00	03	03	00	03	03	00	00	00	00	03	03	0	0	0	0	0	0	0	0	0	0	0	0	00	100	100
B.A. III	Dr.AdkineR.V	IX	15	06	21	15	06	21	0	01	01	15	06	21	0	0	0	0	0	0	0	0	0	0	0	0	100	100	100
	Dr.AdkineR.V	X	15	06	21	15	06	21	0	0	0	15	06	21	0	0	0	0	0	0	0	0	0	0	0	0	100	100	100
	Dr.AdkineR.V	SEC-II	07	05	12	07	05	12	0	0	0	07	05	12	0	0	0	0	0	0	0	0	0	0	0	0	100	100	100

  
**Signature of Head of Department**

**Indira Gandhi (Sr)College Cidco Nanded**  
**University Examination Result**  
**Winter-2021(Regular)**  
**Name of the Department:-Zoology**




Class and Year	Name of Teacher	Paper no	Register Students			Appeared Students			Absent Students			Pass With first class			Pass With second class			Pass class			Fail			Passing Percentage		
			M	F	T	M	F	T	M	F	T	M	F	T	M	F	T	M	F	T	M	F	T	M	F	
B.sc F.Y	LMV	I	09	26	35	09	25	35	00	01	01	05	10	15	00	13	13	02	01	03	02	01	03	77.77	96.00	9
	UEB	II	09	26	35	09	25	35	00	01	01	07	08	15	01	17	18	00	00	00	01	01	02	88.88	96.15	9
B.sc S.Y	LMV	VI	11	34	45	11	34	45	00	00	00	08	28	36	02	07	09	00	00	00	00	00	00	100	100	10
	UEB	VII	11	34	45	11	34	45	00	00	00	03	19	22	08	14	22	00	00	00	00	01	01	100	97.05	97
B.sc T.Y	UEB	XII	11	27	38	11	27	38	00	00	00	11	27	38	00	00	00	00	00	00	00	00	00	100	100	10
	LMV	XIII	11	27	38	11	27	38	00	00	00	11	27	38	00	00	00	00	00	00	00	00	00	100	100	10

**LMV: Dr. Lokhande Milinkumar Vishwanath**

**UEB: Umeshsingh Eshwarsingh Bais**

Signature  
Head of Department

**Indira Gandhi (Sr)College Cidco Nanded**  
**University Examination Result**  
**Summer-2022(Regular)**  
**Name of the Department:- Zoology**



Class and Year	Name of Teacher	Paper no	Register Students			Appeared Students			Absent Students			Pass With first class			Pass With second class			Pass class			Fail			Passing Percentage		
			M	F	T	M	F	T	M	F	T	M	F	T	M	F	T	M	F	T	M	F	T	M	F	T
B.sc F.Y	LMV	III	11	26	37	11	24	35	02	02	04	04	14	18	03	05	08	01	03	04	01	0	01	88.89	100	96.7
	BUE	IV	11	26	37	11	24	35	04	06	10	00	03	03	01	01	02	01	04	05	05	10	15	28.57	44.44	40.00
B.sc S.Y	BUE	VIII	11	35	46	11	34	45	01	02	03	02	16	18	04	10	14	04	04	08	00	00	00	100	100	100
	LMV	IX	11	35	46	11	34	45	01	01	02	00	01	01	01	02	03	00	07	07	09	23	32	10.00	26.47	24.4
B.sc T.Y	BUE	XIV	14	26	40	14	26	40	01	00	01	03	14	17	03	05	08	07	07	14	00	00	00	100	100	100
	LMV	XV	14	26	40	14	26	40	01	01	02	03	14	17	03	05	08	07	07	14	00	00	00	100	100	100

**M= Male F=Female T=Total**

**UEB:** Umeshsingh Eshwarsingh Bais  
**LMV:** Dr. Lokhande Milindkumar Vishwanath

*(Signature)*  
 Head of Dept.



**Indira Gandhi (Sr)College Cidco Nanded**  
**University Examination Result**  
**Winter-2021(Regular)**  
**Name of the Department:-Zoology**  
**M.sc-I Year Semester-I**



Class and Year	Name of Teacher	Paper .no	Register Students			Appeared Students			Absent Students			Pass With first class			Pass With second class			Pass class			Fail			Passing Percentage		
			M	F	T	M	F	T	M	F	T	M	F	T	M	F	T	M	F	T	M	F	T	M	F	T
M.sc F.Y Sem- I	LMV	I	13	23	36	13	23	36	00	00	00	01	04	05	03	05	08	00	00	00	09	14	23	30.76	39.13	35.11
	UEB	II	13	23	36	13	23	36	00	00	00	09	16	25	04	03	07	00	00	00	00	04	04	100	82.60	88.88
	KPD	III	13	23	36	13	23	36	00	00	00	09	18	27	03	04	07	00	00	00	01	01	02	92.30	95.65	94.44
	DGP	IV	13	23	36	13	23	36	00	00	00	08	19	27	04	04	08	00	00	00	01	00	01	92.30	100	97.22

LMV: Dr. Lokhande Milindkumar Vishwanath

UEB: Umeshsingh Eshwarsingh Bais

KPD :Kamble Prashant Dharmanand

DGP:Deepak Gopalrao Puri

  
 Signature  
 Head of Department



**Indira Gandhi (Sr) College Cidco Nanded**  
**University Examination Result**  
**Summer-2022(Regular)**  
**Name of the Department:-Zoology**  
**M.sc-I Year Semester-II Zoology**


Class and Year	Name of Teacher	Paper .no	Register Students			Appeared Students			Absent Students			Pass With first class			Pass With second class			Pass class			Fail			Passing Percentage		
			M	F	T	M	F	T	M	F	T	M	F	T	M	F	T	M	F	T	M	F	T	M	F	T
M.sc F.Y Sem-II	KPD	VI	13	23	36	10	23	33	AA	01	01	01	05	06	04	08	12	01	01	02	03	08	11	60	63.63	62.
	UEB	VII	13	23	36	10	23	33	AA	AA	AA	02	04	06	04	12	16	00	02	02	04	05	09	60	78.26	72.
	MVL	VIII	13	23	36	10	23	33	AA	AA	AA	00	02	02	02	12	14	00	01	01	08	08	16	20	65.21	51.
	DGP	IX	13	23	36	10	23	33	AA	AA	AA	00	00	00	01	04	05	00	04	04	09	15	24	10	34.78	27.

LMV: Dr. Lokhande Milindkumar Vishwanath  
 UEB: Umeshsingh Eshwarsingh Bais  
 KPD :Kamble Prashant Dharmanand  
 DGP:Deepak Gopalrao Puri  
 RPM:Rajendra Prabhakar Mali

  
Signature

Head of Department

**Indira Gandhi (Sr)College Cidco Nanded**  
**University Examination Result**  
**Winter-2021(Regular)**  
**Name of the Department:-Mathematics**



Class and Year	Name of Teacher	Paper no	Register Students			Appeared Students			Absent Students			Pass With first class			Pass With second class			Pass class			Fail			Passing Percentage		
			M	F	T	M	F	T	M	F	T	M	F	T	M	F	T	M	F	T	M	F	T	M	F	T
B.sc F.Y	RGM	I	06	09	15	06	09	15	00	00	00	02	09	11	02	00	02	00	00	00	02	00	02	66.66	100	86.66
	RGM	II	06	09	15	06	09	15	00	00	00	03	09	12	01	00	01	00	00	00	02	00	02	67.00	100	86.66
B.sc S.Y	RGM+YSR	VI	02	05	07	02	05	07	00	00	00	02	04	06	00	01	01	00	00	00	00	00	00	100	100	100
		VII	02	05	07	02	05	07	00	00	00	00	02	02	02	03	05	00	00	00	00	00	00	100	100	100
	RGM	VIII	02	05	07	02	04	06	00	01	01	02	03	05	00	00	00	00	01	01	00	01	01	100	75	83.33
B.sc T.Y	RGM	XII	06	17	23	05	17	22	01	00	01	05	15	20	00	01	01	00	00	00	00	01	01	100	94.11	95.45
	RGM+YSR	XIII	06	17	23	05	17	22	01	00	01	05	15	20	00	00	00	00	00	00	00	02	02	100	88.23	90.90
	RGM	XIV	06	17	23	05	17	22	01	00	01	05	15	20	00	01	01	05	00	00	00	01	01	100	94.11	95.45

M= Male F=Female T=Total RGM: Dr.Ram Govindrao Metkar YSR: Yadav S.R

  
 Signature  
 Head of Department



Indira Gandhi (Sr)College Cidco Nanded  
University Examination Result  
Summer-2022(Regular)  
Name of the Department:- Mathematics

Class and Year	Name of Teacher	Paper no	Register Students			Appeared Students			Absent Students			Pass With first class			Pass With second class			Pass class			Fail			Passing Percentage			
			M	F	T	M	F	T	M	F	T	M	F	T	M	F	T	M	F	T	M	F	T	M	F	T	
B.sc F.Y	RGM	III	07	06	13	05	05	10	02	01	03	03	04	07	01	01	02	01	00	01	00	00	00	00	100	100	100
	YSR	IV	07	06	13	05	05	10	02	01	03	05	04	09	00	01	01	00	00	00	00	00	00	00	100	100	100
B.sc S.Y	RGM+Y SR	IX	03	04	07	03	04	07	00	00	00	02	01	03	00	01	01	01	02	03	00	00	00	100	100	100	
	RGM+Y SR	X	03	04	07	03	04	07	00	00	00	02	03	05	01	01	02	00	00	00	00	00	00	100	100	100	
B.sc T.Y	RGM	XI	03	04	07	03	04	07	00	00	00	01	00	01	01	01	02	00	02	02	01	01	02	0.66	0.75	0.71	
	RGM	XV	06	16	22	06	16	22	00	00	00	06	09	15	00	04	04	02	00	02	00	01	01	100	0.93	0.95	
	RGM	XVI	06	16	22	06	16	22	00	00	00	06	14	20	00	00	00	00	00	00	00	02	02	100	0.87	0.90	
	RGM	XVII	06	16	22	06	16	22	00	00	00	05	14	19	01	02	03	00	00	00	00	00	00	100	100	100	

**M= Male F=Female T=Total**


**RGM: Dr.Ram Govindrao Metkar**

**YSR: Yadav S.R**

  
Signature

Head of Department


Indira Gandhi (Sr)College Cidco Nanded  
University Examination Result  
Winter-2021(Regular)  
Name of the Department:- Computer Science



Class and Year	Name of Teacher	Paper no	Register Students			Appeared Students			Absent Students			Pass With first class			Pass With second class			Pass class			Fail			Passing Percentage		
			M	F	T	M	F	T	M	F	T	M	F	T	M	F	T	M	F	T	M	F	T	M	F	T
B.sc F.Y	MAA	I	02	09	11	02	09	11	00	00	00	01	02	03	01	04	05	00	01	01	00	02	02	100	77.77	81.91
	MAA	II	02	09	11	01	03	04	01	06	07	01	01	02	00	00	00	00	00	00	00	02	02	100	66.66	50.00
B.sc S.Y	MAA	VI	01	05	06	010	04	05	00	01	01	00	01	01	00	00	00	00	00	00	01	03	04	00	25.00	20.00
	MAA	VII	01	05	06	010	04	05	00	01	01	00	01	01	00	00	00	00	00	00	01	03	04	00	25.00	20.00
B.sc T.Y	MAA	XII	03	08	11	03	07	10	00	01	01	03	07	10	00	00	00	00	00	00	00	00	00	100	100	100
	MAA	XIII	03	08	11	03	07	10	00	01	01	03	07	10	00	00	00	00	00	00	00	00	00	100	100	100

M= Male F=Female T=Total  
MAA: Miss.Morlewar A.A

  
 Signature  
 Head of Department




**Indira Gandhi (Sr) College Cidco Nanded**  
**University Examination Result**  
**Summer-2022(Regular)**  
**Name of the Department:- Computer Science**

Class and Year	Name of Teacher	Paper no	Register Students			Appeared Students			Absent Students			Pass With first class			Pass With second class			Pass class			Fail			Passing Percentage		
			M	F	T	M	F	T	M	F	T	M	F	T	M	F	T	M	F	T	M	F	T	M	F	T
3.sc F.Y	MAA	III	02	09	11	01	08	09	01	01	02	00	00	00	00	05	05	01	03	04	00	00	00	100	100	100
	MAA	IV	02	09	11	01	08	09	01	01	02	00	04	04	01	03	04	00	00	00	01	00	01	00	100	100
B.sc S.Y	MAA	VIII	02	04	06	02	04	06	00	00	00	01	00	01	01	01	02	00	03	03	00	00	00	100	100	100
B.sc T.Y	MAA	IX	02	04	06	02	04	06	00	00	00	01	01	02	01	03	04	02	020	04	00	01	01	100	0.87	0.90
B.sc T.Y	MAA	XIV	03	08	11	03	08	11	00	00	00	00	05	05	03	01	04	00	02	02	00	00	00	100	100	100
	MAA	XV	03	08	11	03	08	11	00	00	00	00	05	05	03	01	04	00	02	02	00	00	00	100	100	100

**M= Male F=Female T=Total**  
**MAA: Miss.Morlewar A.A**

  
 Signature  
 Head of Department

Indira Gandhi (Sri) College Clusco Nanded  
**University Examination Result**  
**Name of the Department: -Environmental Science**  
**Winter-2021(Regular)**



Class and Year	Name of Teacher	Paper no	Register Students			Appeared Students			Absent Students			Pass With first class			Pass With second class			Pass class			Fail			Passing Percentage	
			M	F	T	M	F	T	M	F	T	M	F	T	M	F	T	M	F	T	M	F	T	M	F
B.sc F.Y	Dr.Pawale R.G	I	06	16	22	06	16	22	-	-	-	06	14	20	-	01	01	-	-	-	-	01	01	100	93.75
	Dr.Solunke K.R	II	06	16	22	06	16	22	-	-	-	06	15	21	-	01	01	-	-	-	-	-	-	100	100
B.sc S.Y	Dr.Solunke K.R	VI	05	21	26	05	20	25	-	-	-	-	01	01	-	-	-	-	-	-	-	-	-	100	100
	Dr.Pawale R.G	VII	05	21	26	05	20	25	-	-	-	-	01	01	-	-	-	-	-	-	-	-	-	100	100
B.sc T.Y	Dr.Solunke K.R	XII	06	16	22	06	16	22	-	-	-	06	16	22	-	-	-	-	-	-	-	-	-	100	100
	Dr.Pawale R.G	XIII-A	06	16	22	06	16	22	-	-	-	06	16	22	-	-	-	-	-	-	-	-	-	100	100

**Summer-2022(Regular)**

Class and Year	Name of Teacher	Paper no	Register Students			Appeared Students			Absent Students			Pass With first class			Pass With second class			Pass class			Fail			Passing Percentage	
			M	F	T	M	F	T	M	F	T	M	F	T	M	F	T	M	F	T	M	F	T	M	F
B.sc F.Y	Dr.Pawale R.G	III	06	16	22	06	16	22	-	-	-	04	15	19	01	01	02	-	-	-	01	-	01	83.33	100
	Dr.Solunke K.R	IV	06	16	22	06	16	22	-	-	-	03	07	10	-	08	08	-	-	-	03	01	04	50	93.75
B.ScS.Y	Dr.Solunke K.R	VIII	05	21	26	05	20	25	-	01	01	02	04	06	02	16	18	-	-	-	01	-	01	80	100
	Dr.Pawale R.G	IX	05	21	26	05	21	26	-	-	-	04	16	20	01	04	05	-	-	-	-	01	01	100	95.23
B.Sc. T.Y	Dr.Pawale R.G	XIV	08	15	23	07	15	22	01	-	01	07	15	22	-	-	-	-	-	-	-	-	-	100	100
	Dr.Solunke K.R	XV	08	15	23	07	15	22	01	-	01	02	09	11	05	05	10	-	-	-	-	01	01	100	95.45

*(Signature)*

**Indira Gandhi (Sr.) College, CIDCO, Nanded**  
**University Examination Result**  
**Winter-2021(Regular)**  
**Name of the Department:- Chemistry**



Class and Year	Name of Teacher	Paper no.	Register Students			Appeared Students			Absent Students			Pass With first class			Pass With second class			Pass class			Fail			Passing Percentage		
			M	F	T	M	F	T	M	F	T	M	F	T	M	F	T	M	F	T	M	F	T	M (%)	F (%)	T (%)
B.Sc I.Y.	DBK	I	16	37	53	14	30	44	02	07	09	12	24	36	0	05	05	00	00	00	01	02	03	92	93	93
	IINP	II	16	37	53	14	30	44	02	07	09	12	27	39	00	02	02	00	00	00	01	02	03	92	93	93
B.Sc S.Y.	DBK	VI	15	22	37	15	19	34	00	03	03	14	16	30	01	03	04	00	00	00	00	00	00	100	100	100
	IINP	VII	15	22	37	15	19	34	00	03	03	09	13	22	04	07	11	00	00	00	01	00	01	93	100	97
B.Sc I.Y.	DBK	XII	16	40	56	15	39	54	01	01	02	10	32	42	04	08	12	00	00	00	00	00	00	100	100	100
	IINP	XIII	16	40	56	15	39	54	01	01	02	10	28	38	03	10	13	01	01	02	00	01	01	100	97	99

(DBK-D.B. Kadam, IINP- H.N. Pawar)

*B. Kadam*  
 Signature  
 Head of Department





**Indira Gandhi (Sr.) College, CIDCO, Nanded**  
**University Examination Result**  
**Summer-2022(Regular)**  
**Name of the Department:- Chemistry**

Class and Year	Name of Teacher	Paper No.	Register Students			Appeared Students			Absent Students			Pass With first class			Pass With second class			Pass class			Fail			Passing Percentage		
			M	F	T	M	F	T	M	F	T	M	F	T	M	F	T	M	F	T	M	F	T	M (%)	F (%)	T (%)
B.sc F.Y	DBK	III	16	37	53	14	30	44	02	07	09	01	10	11	02	12	14	06	02	08	04	07	11	64	80	75
	HNP	IV	16	37	53	14	30	44	02	07	09	01	09	10	00	07	07	03	10	13	07	07	14	40	87	68
B.sc S.Y	DBK	VIII	15	22	37	13	17	30	02	05	07	06	07	13	03	03	06	03	04	07	02	02	04	92	82	87
	HNP	IX	15	22	37	13	17	30	02	05	07	04	06	10	03	09	12	03	01	04	01	03	04	92	82	87
B.sc T.Y	DBK	XIV	16	40	56	15	38	53	01	02	03	08	34	42	03	05	08	01	01	02	01	01	02	94	98	92
	HNP	XV	16	40	56	15	38	53	01	02	03	00	21	21	08	14	22	02	03	05	02	03	05	87	92	91

(DBK - D.B. Kadam, HNP - H.N. Pawar)

*(Signature)*

Signature  
Head of Department

**Indira Gandhi (Sr)College Cidco Nanded**  
**University Examination Result**  
**Summer-2022 (Regular)**

**Name of the Department:- Botany**




Class and Year	Name of Teacher	Paper no	Register Students			Appeared Students			Absent Students			Pass With first class			Pass With second class			Pass class			Fail			Passing Percentage		
			M	F	T	M	F	T	M	F	T	M	F	T	M	F	T	M	F	T	M	F	T	M	F	
B.Sc F.Y	Tugaonkar S.G	III	07	23	30	07	23	30	1	1	2	1	6	7	-	7	7	5	7	12	-	2	2	83	90	9
	Mr. Bhosale G. M	IV	07	23	30	07	23	30	1	1	2	4	13	17	2	4	6	-	4	4	-	1	1	100	95	96
B.Sc S.Y	Miss Alure M.D	VIII	09	33	42	09	33	42	-	2	2	-	7	7	2	9	11	1	9	10	6	6	12	33	80.6	70
	Mr. Bhosale G. M	IX	09	33	42	09	33	42	-	2	2	5	20	25	2	7	9	1	3	4	1	1	2	88.8	93.7	95
B. Sc I.Y	Miss Alure M.D	XIV	12	30	42	12	30	42	-	-	-	7	17	24	2	7	9	2	2	4	1	4	5	91.6	86.6	88
	Tugaonkar S.G.	XV	12	30	42	12	30	42	-	-	-	10	24	34	1	4	5	-	-	-	1	2	3	91.6	93.3	92

*(Handwritten Signature)*

Signature  
Head of Department

**Indira Gandhi (Sr) College CIDCO, Nanded**  
**University Examination Result**  
**Winter-2021(Regular)**  
**Name of the Department:-Microbiology**



Class and Year	Name of Teacher	Paper.no	Register Students			Appeared Students			Absent Students			Pass With first class			Pass With second class			Pass class			Fail			Passing Percentage			
			M	F	T	M	F	T	M	F	T	M	F	T	M	F	T	M	F	T	M	F	T	M	F	T	
B.sc F.Y	AAM	I	03	14	17	03	13	16	00	00	00	03	10	13	00	00	00	00	00	00	00	00	03	03	100	76.9 2	81.25
	DBK	II	03	14	17	03	13	16	00	00	00	02	10	12	00	00	00	00	00	00	01	03	04	66.66	76.9 2	75.00	
B.sc S.Y	AAM	VI	06	15	21	06	15	21	00	00	00	06	15	21	00	00	00	00	00	00	00	00	00	100	100	100	
	BDL	VII	06	15	21	06	15	21	00	00	00	06	15	21	00	00	00	00	00	00	00	00	00	100	100	100	
B.sc T.Y	SJH	XII	04	13	17	04	13	17	00	00	00	04	12	16	00	00	00	00	00	00	00	01	01	100	92.3 0	93.75	
	DBK	XIII	04	13	17	04	13	17	00	00	00	04	13	17	00	00	00	00	00	00	00	00	00	100	100	100	

**DBK:** Dinesh Bhagwan Kasbe  
**AAM:** A.A. Mokate

**SJH:** Hashmi Syed Junaid Ali  
**BDK:** Bhagwat Dashrath Lad

Signature  
Head of Department



**Indira Gandhi (Sr) College CIDCO, Nanded**  
**University Examination Result**  
**Summer-2022 (Regular)**  
**Name of the Department- Microbiology**


Class and Year	Name of Teacher	Pa per .no	Register Students			Appeared Students			Absent Students			Pass With first class			Pass With second class			Pass class			Fail			Passing Percentage		
			M	F	T	M	F	T	M	F	T	M	F	T	M	F	T	M	F	T	M	F	T	M	F	T
B.sc F.Y	DBK	III	03	13	16	03	13	16	00	00	00	01	06	07	00	04	04	00	00	00	02	03	05	33.3	76.9	68.7
	AAM	IV	03	13	16	03	13	16	00	00	00	00	03	03	01	08	09	00	00	00	02	02	04	33.3	84.6	75.0
	DBK	V	04	13	17	03	10	13	01	03	04	02	09	11	01	01	02	00	00	00	00	00	00	100	100	100
B.sc S.Y	BDL	VIII	06	14	20	06	14	20	00	00	00	01	08	09	03	05	08	00	00	00	01	02	03	83.3	85.7	85.0
	AAM	IX	06	14	20	06	14	20	00	00	00	03	12	15	02	01	03	00	00	00	01	01	02	83.3	92.8	90.0
	BDL	X	05	16	21	05	15	20	00	01	01	05	14	19	00	00	00	00	00	00	01	00	01	80.0	100	95.0
B.sc T.Y	SJH	XI	05	16	21	05	15	20	00	01	01	05	14	19	00	00	00	00	00	00	01	00	01	80.0	100	95.0
	DBK	XIV	05	12	17	05	12	17	00	00	00	04	10	14	00	00	00	00	00	00	01	02	03	80.0	83.3	82.3
	SJH	XV	05	12	17	05	12	17	00	00	00	04	11	15	00	00	00	00	00	00	01	01	02	80.0	91.6	88.2
	SJH	XVI	05	12	17	05	12	17	00	00	00	04	12	16	01	00	01	00	00	00	00	00	00	100	100	100
	DBK	XVII	05	12	17	05	12	17	00	00	00	05	12	17	00	00	00	00	00	00	00	00	00	100	100	100

**DBK:** Dinesh Bhagwan Kasbe  
**AAM:** A.A. Mokate

**SJH:** Hashmi Syed Junaid Ali  
**BDK:** Bhagwat Dashrath Lad

  
 Signature  
 Head of Department


**Indira Gandhi (Sr) College Cidco Nanded**  
**University Examination Result**  
**Winter-2021(Regular)**  
**Name of the Department:- Physics**



Class and Year	Name of Teacher	Paper No.	Register Students			Appeared Students			Absent Students			Pass With first class			Pass With second class			Passed			Fail			Passing Percentage		
			M	F	T	M	F	T	M	F	T	M	F	T	M	F	T	M	F	T	M	F	T	M	F	T
B.Sc I.Y	Miss Gubre A.G.	I	05	10	15	05	10	15	0	0	0	2	2	4	2	6	8	4	9	13	1	1	2	80	90	86
	Mrs. Rathod B.A.	II	05	10	15	05	10	15	0	0	0	1	2	3	3	8	11	4	10	14	1	0	1	80	100	93
B.Sc S.Y	Miss Gubre A.G.	VI	02	04	06	02	04	06	0	0	0	2	1	3	0	2	2	02	03	05	00	1	1	100	75	83
	Mrs. Rathod B.A	VII	02	04	06	02	04	06	0	0	0	2	1	3	0	3	3	02	04	06	00	0	0	100	100	100
B.Sc I.Y	Miss Gubre A.G.	XII	08	17	25	08	17	25	0	0	0	07	15	22	0	1	1	07	16	23	01	1	2	87.	94.	92
	Mrs. Rathod B.A	XIII A	08	17	25	08	17	25	0	0	0	07	15	22	0	2	2	07	17	24	01	0	1	87.	100	96


*B.Rathod*  
 Signature of Head of Department  
 Mrs. Rathod B.A.

**Indira Gandhi (Sr)College Cidco Nanded**  
**University Examination Result**  
**Summer-2022(Regular)**  
**Name of the Department: Physics**



Class and Year	Name of Teacher	Paper no	Register Students			Appeared Students			Absent Students			Pass With first class			Pass With second class			Passed			Fail			Passing Percentage		
			M	F	T	M	F	T	M	F	T	M	F	T	M	F	T	M	F	T	M	F	T	M	F	T
B.Sc F.Y	Miss Gubre A.G.	III	05	11	16	05	11	16	0	0	0	0	0	0	2	5	7	2	5	7	3	6	9	40	45	43
	Mrs. Rathod B.A	IV	05	11	16	05	11	16	0	0	0	1	0	1	0	4	4	1	4	5	4	7	11	20	36	31
B.Sc S.Y	Mrs. Rathod B.A	VIII	04	04	08	04	04	08	0	0	0	1	0	1	2	2	4	3	2	5	1	2	3	75	50	62
	Miss Gubre A.G.	IX	04	04	08	04	04	08	0	0	0	2	2	4	1	1	2	3	3	6	1	1	2	75	75	75
B.Sc T.Y	Miss Gubre A.G.	XIV	08	16	24	08	16	24	0	0	0	0	5	5	6	6	12	6	11	17	2	5	7	75	68	70
	Mrs. Rathod B.A	XV A	08	16	24	08	16	24	0	0	0	5	9	14	1	6	7	6	15	21	2	1	3	75	93	87

*B.Rathod*  
 Signature of Head of Department  
 Mrs. Rathod B.A.




**Indira Gandhi (Sr) College Cidco Nanded**  
**University Examination Result**  
**Winter-2021(Regular)**  
**Name of the Department:- Electronics**

Class and Year	Name of Teacher	Paper. no	Register Students			Appeared Students			Absent Students			Pass With first class			Pass With second class			Total Pass			Fail			Passing Percentage					
			M	F	T	M	F	T	M	F	T	M	F	T	M	F	T	M	F	T	M	F	T	M	F	T			
B.Sc F.Y	Mrs. Rathod B.A.	I	01	02	03	01	02	03	00	00	00	00	02	02	00	00	00	00	02	02	01	00	01	00	00	01	00	100	66.6
	Miss Gubre A. G.	II	01	02	03	01	02	03	00	00	00	00	02	02	01	00	01	01	02	03	00	00	00	01	02	100			
B.Sc S.Y		VI	00	01	01	00	01	01	00	00	00	---	00	00	--	01	01	--	01	01	00	00	00	---	01	100			
B.Sc T.Y		VII	00	01	01	00	01	01	00	00	00	---	01	01	---	00	00	---	01	01	00	00	00	---	01	100			
		XII	01	00	01	01	00	01	00	00	00	01	---	01	00	---	00	01	---	01	00	00	00	01	---	100			
		XIII-A	01	00	01	01	00	01	00	00	00	01	---	01	00	---	00	01	---	01	00	00	00	01	---	100			


*B.Rathod*

Signature of Head of Department  
 Mrs. Rathod B.A.



**Indira Gandhi (Sr)College Cidco Nanded**  
**University Examination Result**  
**Summer-2022(Regular)**  
**Name of the Department:- Electronics**

Year	Name of Teacher	Paper no	Register Students			Appeared Students			Absent Students			Pass With first class			Pass With second class			Passed			Fail			Passing Percentage					
			M	F	T	M	F	T	M	F	T	M	F	T	M	F	T	M	F	T	M	F	T	M	F	T			
Sc F.Y	Mrs. Rathod B.A.	III	01	03	04	01	03	04	00	00	00	00	01	01	00	00	00	00	01	01	01	02	03	00	00	00	33.3	25	3
	Miss Gubre A.G.	IV	01	03	04	01	03	04	00	00	00	00	01	01	00	00	00	00	01	01	01	02	03	00	00	00	33.3	25	3
Sc S.Y		VIII	00	01	01	00	01	01	00	00	00	---	01	01	---	00	00	---	01	01	---	00	00	---	00	00	100	100	---
		IX	00	01	01	00	01	01	00	00	00	---	01	01	---	00	00	---	01	01	---	00	00	---	00	00	100	100	---
Sc T.Y		XIV	01	00	01	01	00	01	00	00	00	01	---	01	00	---	00	01	---	01	00	---	00	100	---	00	100	---	100
		XV B	01	00	01	01	00	01	00	00	00	01	---	01	00	---	00	01	---	01	00	---	00	100	---	00	100	---	100

  
 Signature of Head of Department  
 Mrs. Rathod B.A.