



Indira Gandhi Sr. College, CIDCO, Nanded

Feedback Committee Report (2017-18)

Under "Indira Quality Enhancement Programme" different feedback questionnaires were provided by the Indira Gandhi Sr. College to B.A., B. Sc, and M.A. Students to understand their expectations from college and teachers and to know students' intentions regarding the course they have studied. Every year Indira Gandhi Sr. College, CIDCO, Nanded collects various feedback: Entry Level Questionnaire, Student Feedback of Teacher, Student Course and Teaching Evaluation and College Evaluation by Parents, since college establishment. The purpose of feedback is to evaluate teacher by student is to understand ability and command of teacher over the subject and questionnaires of evaluation of college by parents is to know their opinions about college.

In the students feedback form there were twenty questions asked to the student and answers were given in point scale i.e. 5 Excellent, 4- Very good, 3-Good, 2- Average, and 1- Below average. Committee has given the form to fifteen students and all students submitted the proforma after one day. Its detailed analysis is given in the report in statistical format. Overall, the committee gave four types of proforma to students and parents. These are analyzed as follows:

1. Entry Questionnaire for Student:

Feedback committee collected data by asking various questions in the proforma. In response to the question of taking admission in the particular course, 80% students answered that they took admission in the course to gain useful knowledge and skills. They (80% students) believed that the opted course is challenging. They are of the opinion that reputation of a teacher depends on his style of teaching. 50% students believe that their teachers are friendly in attitude and atmosphere is disciplined. 72% students say that college timing is convenient.

2. Students Feedback of Teacher:

Survey was also based on Students Feedback for Teacher, in their opinion we found (46%) well versed in communication skills, teacher's command over subject matter is 60% and 80% students are of the opinion that teachers engage regular lectures, 73.3% students believe that



teachers make subject interesting, 60% students believe that teachers are interactive in the Class room, 53.3% students observed that teachers are good counsellors, 46% students believe that teachers motivate the students to participate in extracurricular activities, 80% students are of the opinion that teachers are knowledgeable, 60% students are of the opinion that teachers are useful and accessible to help-student by giving extra time, 46% students said teacher conduct regular test and question-answer session in classroom, 80% students believe that teachers train and prepare students for college or University examination.

3. Students Course and Teaching Evaluation:

Third feedback form was based on Students Course And Teaching Evaluation 80% students opinion was syllabus challenging & 93.3% students believe that 90% syllabus is taught in the classroom, 86.6% students are of the opinion that library holdings are related to syllabus, 73.3% students believe library staff has good communication. 100% teacher encourage students participation in curricular and co-curricular activities in class & 80% students believe that teachers are helpful for career advice to students, 93.3% students think that internal assessment help to enhance their grade in final exams, 100% students are of the opinion that teacher provide with a course outline in the beginning which is helpful and strictly followed.

4. College Evaluation by Parents:

Fourth feedback form was about College Evaluation By Parents. 46.6% parents give priority to good college infrastructure, 53.3% parents are of the opinion that teaching staff is highly qualified, 60% parents have appreciated that their wards get books from Library which has necessary reference books, 93.3% parents say that their wards are interested in sports whereas 100% parents expect reading room facility to be provided by the institute, 60% parents believe that college provides guidance to students, 100% parents believe that monthly Unit test and Pre-Semester exam enrich their wards learning capacity, whereas 86% parents holds that college plays crucial role in all round personality development of the pupils. 100% parents say that College timetable is well executed. 66.6% parents think daily attendance is taken in class. 100% parents are satisfied on the selection of optional subject where. 100% parents believe that college provides knowledge for the national and social cause so as to make them good citizens of India.

Table 1.1 Student Feedback of Teacher

Point Scale ➡ Question No. ↓	Below Average		Average		Good		Very Good		Excellent		No. Ans	
		%		%		%		%		%		%
					1	6.6	6	40	7	46	1	6.6
1.					2	13.3	1	6.6	9	60	3	20
2.					2	13.3	1	6.6	12	80	-	-
3.					1	6.6	6	40	8	53.3	-	-
4.					2	13.3	1	6.6	11	73.3	1	6.6
5.					3	20	3	20	9	60	-	-
6.					5	33.3	4	26.6	5	21.3	1	6.6
7.					2	13.3	4	26.6	8	53.3	1	6.6
8.									4	26.6	-	-
9.			2	13.3	1	6.6	8	53.3	8	53.3	-	-
10.					4	26.6	3	20	7	46	-	-
11.					1	6.6	7	46	7	46	-	-
12.			3	20	2	13.3	2	13.3	7	46	-	-
13.					4	26.6	4	26.6	7	46	-	-
14.							3	20	12	80	-	-
15.					4	26.6	4	26.6	7	46	-	-
16.					1	6.6	5	33.3	9	60	-	-
17.					4	26.6	4	26.6	7	46	-	-
18.			1	6.6	5	33.3	5	33.3	4	26.6	-	-
19.					1	6.6	2	13.3	12	80	-	-
20.	-	-	-	-	-	-	-	-	-	-	-	-



Table 1.2 Student's Course and Teaching Evaluation

Question No.	A		B		C		D		No. Ans	
		%		%		%		%		%
1.	12	80	3	20	-	-	-	-	-	-
2.	6	40	5	33.3	3	20	-	-	1	6.6
3.	6	40	6	40	1	6.6	1	6.6	1	6.6
4.	8	53.3	4	26.6	1	6.6	2	13.3	-	-
5.	13	86.6	1	6.6	1	6.6	1	6.6	-	-
6.	13	86.6	-	-	1	6.6	1	6.6	-	-
7.	6	40	8	53.3	-	-	1	6.6	-	-
8.	11	73.3	2	13.3	2	13.3	-	-	-	-
9.	15	100	-	-	-	-	-	-	-	-
10.	4	26.6	9	60	2	13.3	-	-	-	-
11.	12	80	3	20	-	-	-	-	-	-
12.	11	73.3	-	-	3	20	-	-	1	6.6
13.	3	20	12	80	-	-	-	-	-	-
14.	14	93.3	-	-	1	6.6	-	-	-	-
15.	9	60	-	-	5	33.3	1	6.6	-	-
16.	10	66.6	5	33.3	-	-	-	-	-	-
17.	15	100	-	-	-	-	-	-	-	-
18.	15	100	-	-	-	-	-	-	-	-
19.	14	93.3	-	-	1	6.6	-	-	-	-
20.	-	-	-	-	-	-	-	-	-	-





Table 1.3 Parent Evaluation of College

Question No.	A		B		C		D		No. Ans	
		%		%		%		%		%
1.	7	46.6	-	-	2	13.3	6	40	-	-
2.	3	20	6	40	1	6.6	6	40	-	-
3.	5	33.3	8	53.3	2	13.3	-	-	-	-
4.	5	33.3	7	46.6	3	20	-	-	-	-
5.	-	-	9	60	5	33.3	-	-	1	6.6
6.	15	100	-	-	-	-	-	-	-	-
7.	14	93.3	1	6.6	-	-	-	-	-	-
8.	9	60	5	33.3	1	6.6	-	-	-	-
9.	5	33.3	7	46.6	2	13.6	1	6.6	-	-
10.	5	33.3	6	40	4	26.6	-	-	-	-
11.	15	100	-	-	-	-	-	-	-	-
12.	13	86.6	2	13.3	-	-	-	-	-	-
13.	5	33.3	3	20	5	33.3	2	13.6	-	-
14.	15	100	-	-	-	-	-	-	-	-
15.	7	46.6	7	46.6	1	6.6	-	-	-	-
16.	4	26.6	10	66.6	1	6.6	-	-	-	-
17.	15	100	-	-	-	-	-	-	-	-
18.	-	-	13	86.6	2	13.6	-	-	-	-
19.	-	-	-	-	-	-	15	100	-	-
20.	-	-	-	-	-	-	-	-	-	-

Some Highlights of the Feedback Analysis

- They (80% students) believed that the opted course is challenging.
- 80% students are of the opinion that teachers engage regular lectures,
- 73.3% students believe that teachers make subject interesting,
- 80% students believe that teachers train and prepare students for college or University examination.
- 93.3% students believe that 90% syllabus is taught in the classroom,
- 100% parents believe that monthly Unit test and Pre-Semester exam enrich their wards learning capacity
- 100% parents believe that college provides knowledge for the national and social cause



Suggestions by Parents:

- To enhance digital library facility
- To enhance sports facility.
- To issue set of books to students.
- To increase the capacity of reading hall.
- To conduct regular Parents' Meet.
- To provide effective Career guidance for science students.

Suggestions by Students:

- Increase the science teachers' use of ICT, effective interactive and demonstrative methods.
- College may adopt online evaluation system for Continuous Assessment (CA) particularly for Science faculty.

Dr. S. G. Birajdar
Coordinator

Principal
Indra Gandhi Sr. College
CIDCO, NEW NANDED

Dr. Mirza S.B.
Director
Internal Quality Assurance Cell
Indra Gandhi (Sr.) College,
CIDCO, New Nanded. (M.S.)

**Shri Sharda Bhavan Education Society's
Indira Gandhi Sr. College, CIDCO, Nanded**

Feedback Committee Report

Submitted by

Dr. S. G. Birajdar

Under the Guidance of

Dr. G. N. Shinde

Principal

Indira Gandhi Sr. College, CIDCO, Nanded

2018-2019



Shri Sharda Bhavan Education Society's
Indira Gandhi Sr. College, CIDCO, Nanded
Feedback Committee Report (2018-19)

Under Internal Quality Assurance Cell (IQAC) different feedback questionnaire were provided by the Indira Gandhi (Sr.) college to BA, B. Sc. and MA students to understand their expectations from college and teachers and to know students intentions regarding the course they have studied. Every year Indira Gandhi (Sr.) College CIDCO, Nanded collects various programme feedback, students feedback of teacher, overall Rating of programme of study, Exit Questionnaire for students feedback form, since college establishment. The purpose of feedback is to evaluate teacher by student is to understand quality and command of teacher over the subject and questionnaires of evaluation of college by parents and Alumni is to know their opinions about college.

Committee has given the form to students, teachers, HODs, parents and Alumni and all members submitted the proforma at the end of academic year. It's detailed analysis is given in the report in statistical format. Overall the committee gave seven types of Proforma to students, teacher, HOD, Parents and Alumni. These are analyzed as follow.

1. Programme Feedback :-

Feedback Committee collected data by asking various questions in the proforma response to the question is on four point scale i.e. 1. Below Threshold 2. Satisfactory, 3. Good, 4. Very good. This form filled by HOD. This form is belong to evaluation about specific subject and courses in Arts and Science faculty. The details about course evaluation using four point scales given is as follows:

Table No.1 Programme Feedback Overall rating

Course	Arts	%	Science	%
1	31	19.37	25	19.84
2	32	20	25	19.84
3	32	20	24	19.06
4	32	20	26	20.63
5	33	20.63	26	20.63
Total Score / Percent	160	100	126	100

At the time of analysis of Art faculty course first rating was 19.37% and it was grown up to 20 in course second, third and fourth. In fifth course overall rating was increased by 0.63 and reached up to 20.63. In the same way in science faculty course first, second 19.84%, rated by HOD. Third course 19.06% whereas in fourth and fifth course it was same 20.63%.

2. Students Feedback of Teacher:-

Survey was based on students feedback for Teacher. This form is filled up by students. It belongs to evaluation about specific subject teacher by using four point scale parameter i.e. 1. Below Threshold. 2. Satisfactory 3. Good 4. Very good. Feedback



Committee has collected 10 copies of this form from students from each teacher. Committee randomly took 10 teachers' form for analysis. On the basis of nine evaluation parameters 92.31% teachers were in 'Very Good' rank whereas 7.69% were in 'Good' rank.

Table No. 2 Student feedback of Teacher overall Rating.

Sr. No.	Name of Teacher	1	2	3	4
1.	Dr. S. W. Jagtap	--	--	--	4
2.	Dr. K.B. Gitte.	--	--	--	4
3.	Dr. N.K. Waghmare	--	--	--	4
4.	Dr. A.T. Shinde	--	--	3	--
5.	Dr. P.R. Muthe	--	--	--	4
6.	Mrs. B.A. Rathod	--	--	--	4
7.	Dr. R.G. Pawale	--	--	--	4
8.	Dr. S.G. Tugaonkar	--	--	--	4
9.	Dr. S.V. Khansole	--	--	--	4
10.	Dr. M.V. Lokhande	--	--	--	4
	Total			3	36
	%			7.69	92.31

3. Overall Rating of Programme of Study:

Third feedback form was based on Overall Rating of Programme of study. This form was filled by final year students and submitted to feedback committee after the final examination results. This questionnaire contains fifteen parameter respondents. Students evaluated the study programme on the basis of given fifteen parameters by using four point scale. Feedback Committee randomly selected 10 students form from Arts and Science faculty respectively.

According to the evaluation 43.33% obtained 'Very Good' rank. It indicates that respondent student are very happy with course they have chosen. 36.07% students feel 'Good' with the programme they studied and students found 'Satisfactory' with programme. Only 14% students recorded their evaluation 'As Below Threshold' that is only due to lack of Hostel facility for students in college campus.

4. Exit Questionnaire for Graduating Students:-

Fourth feedback form was about Exit Questionnaire for Graduating Students. 80% students plan to do M. Sc or M.A. after completion of the programme, 75% students give the opinion post graduate education is most valuable and useful for future. Every student have his/her own opinion about the ideal teacher. Usually students gave the grace to their own subject teacher. Almost all students responded positively about their personality. After enrolling in this college they found tremendous change in their personality like improvement in stage courage, speaking skills and upgradation of knowledge. 100% students agreed with the friendship with faculties in department in college. They were mentally intermingled with one another. They wanted to keep their relation good with each other.

5. Entry Questionnaire for student:-

Fifth feedback form was entry questionnaire for students. In response to the question of taking admission in the course to gain useful knowledge and skills, 85% students believed



that the obtained course is challenging. They are of the opinion that reputation of all teacher depends on his style of teaching. 60% students believed that their teachers are friendly in attitude. Easy grading and providing intellectual stimulation and atmosphere is disciplined. 75% students say that college timing is convenient.

6. Alumni Feedback Form:-

Sixth feedback form was about Alumni. Alumni of the college held various posts like Teacher, Lecture and coaching institute director. 100% Alumni were interested to visit this college as and when college invites. Some Alumni say that college arranged SET/NET workshop or National Level programme. Mr. Shipparkar Anand an Alumni of the college said that "Please provide department of M.Sc Mathematics and Statistics".

7. Feedback Form For Parents:

Seventh feedback form was about parents. 100% parents give priority to the college and 40% parents opined that facilities in the college were adequate. 100% parents feel that their ward is physically secure in the campus. 100% parents were satisfied about Teaching-Learning facilities and 80% parents were satisfied for co-operation from the Administrative staff. 90% parents find teaching staff accessible for communication and 90% parents believed in upgradation of hard and soft skills in their ward. 70% parents say that their wards get book from library which has necessary reference books. 100% parents believed that monthly unit test and pre-semester exam enriched their wards learning capacity. 80% parents say that college time table is well executed.

8. Students Feedback of Teacher:

Survey was based on students feedback for the Teacher. In this form they evaluated teacher on five point rating parameter that is 1. Below Average, 2. Average 3. Good, 4. Very good, 5. Excellent. Feedback Committee has taken 10 copies of this form from each teacher. Committee randomly take 10 teacher form which was submitted by students on the basis of Thirty rating criterion. According to this 71.75% teachers were in Excellent category where as 24.94% in 'Very Good' rank.

Table No. 3 Student feedback of Teacher overall Rating.

Sr. No.	Name of Teacher	Below Average	Average	Good	Very good	Excellent
1.	Dr. S. W. Jagtap	--	--	12	44	75
2.	Dr. K.B. Gitte.	--	--	-	08	140
3.	Dr. N.K. Waghmare	--	--	--	52	85
4.	Dr. A.T. Shinde	--	--	18	40	70
5.	Dr. P.R. Muthe	--	--	9	42	65
6.	Mrs. B.A. Rathod	--	--	3	21	110
7.	Dr. R.G. Pawale	--	--	--	40	100
8.	Dr. S.G. Tugaonkar	--	--	3	68	60
9.	Dr. S.V. Khansole	--	--	--	--	150
10.	Dr. M.V. Lokhande	--	--	--	24	120
	Total			45	339	975
	%			3.31	24.94	71.75



Highlights of Overall Feedback Analysis:-

- ❖ 74% Teacher believed that the course prescribed to students is very good.
- ❖ 70% students believed that their teacher are 'Good' academically where as 30% teacher are 'Good'.
- ❖ 43% of learning batch (students) rank programme of study as 'Very Good. 30% students rank as 'Good'.
- ❖ 100% students believed in friendly relation.
- ❖ 80% students took admission in college to gain useful knowledge and skills.
- ❖ College teachers are friendly intellectual and stimulating and atmosphere in college is disciplined. 75% students are of the opinion that college timing is convenient.
- ❖ 100% Alumni are interested to visit college as and when college invite them.
- ❖ 90% parents find teaching staff accessible for communication.
- ❖ 100% parents find their ward physically secure in campus.
- ❖ 100% parents believe that monthly unit-test and pre-semester exam enrich their ward's learning capacity.
- ❖ 90% parents believe that hard and soft skill of their ward is upgraded in college.

Recommendations by Students, Parents and Alumni:-

- ❖ On the basis of proforma third of 'Overall rating of programme 6.6% students commended to start Hostel facilities in college campus.
- ❖ Alumni Anand Shipparkar suggested to start M.Sc. Mathematics and Statistics.
- ❖ Provide essential instruments in labs.
- ❖ Improvement in infrastructural facilities.
- ❖ Increase number of books in library.
- ❖ Plant more trees in campus.
- ❖ Increase number of computers in college.



Dr. S. G. Birajdar
(Coordinator)



Dr. Mirza S.B.
Director

Internal Quality Assurance Cell
Indira Gandhi (Sr.) College,
SIDCO, New Nanded. (M.S.)



Principal
Indira Gandhi Sr. College
SIDCO, NEW NANDED





Shri Sharda Bhavan Education Society's

INDIRA GANDHI (SR.) COLLEGE

CIDCO, NEW NANDED (Maharashtra)-431603

Committee Report:

Feedback Committee (Year-2019-20)

Dr. G. S. Patil
(Coordinator)

Feedback Committee Report (Year-2019-20)

Under Internal Quality Assurance Cell (IQAC) different feedback questionnaire were provided by the Indira Gandhi (Sr.) college to BA, B. Sc. and MA students to understand their expectations from college and teachers and to know students' intentions regarding the course they have studied. Every year Indira Gandhi (Sr.) College CIDCO, Nanded collects various programme feedback, students' feedback of teacher, overall Rating of programme of study, Exit Questionnaire for students feedback form, since college establishment. The purpose of feedback is to evaluate teacher by student is to understand quality and command of teacher over the subject and questionnaires of evaluation of college by parents and Alumni is to know their opinions about college.

Committee has given the form to students, teachers, HODs, parents and Alumni and all members submitted the proforma at the end of academic year. Its detailed analysis is given in the report in statistical format. Overall, the committee gave seven types of Proforma to students, teacher, HOD, Parents and Alumni. These are analysed as follow.

1. Programme Feedback :-

Feedback Committee collected data by asking various questions in the proforma response to the question is on four point scale i.e. 1. Below Threshold 2. Satisfactory, 3. Good, 4. Very good. This form filled by HOD. This form is belong to evaluation about specific subject and courses in Arts and Science faculty. The details about course evaluation using four point scales given is as follows:

Table No.1 Programme Feedback Overall rating

Course	Arts	%	Science	%
1	31	19.37	25	19.84
2	32	20	25	19.84
3	32	20	24	19.06
4	32	20	26	20.63
5	33	20.63	26	20.63
Total Score / Percent	160	100	126	100

At the time of analysis of Art faculty course first rating was 19.37% and it was grown up to 20 in course second, third and fourth. In fifth course overall rating was increased by 0.63 and reached up to 20.63. In the same way in science faculty course first, second 19.84%, rated by HOD. Third course 19.06% whereas in fourth and fifth course it was same 20.63%.

2. Students Feedback of Teacher:-

Survey was based on students feedback for Teacher. This form is filled up by students. It belongs to evaluation about specific subject teacher by using four point scale parameter i.e. 1. Below Threshold. 2. Satisfactory 3. Good 4. Very good. Feedback Committee has collected 10 copies of this form from students from each teacher. Committee randomly took 10 teachers' form for analysis. On the basis of nine evaluation parameters 92.31% teachers were in 'Very Good' rank whereas 7.69% were in 'Good' rank.

Table No. 2 Student feedback of Teacher overall Rating.

Sr. No.	Name of Teacher	1	2	3	4
1.	Dr. A.T.Shinde	--	--	--	4
2.	Dr.S.S.Paikrao	--	--	--	4
3.	Dr. B.N.Pastapure	--	--	--	4
4.	Dr. F.M.Saudagar	--	--	3	--
5.	Dr. H.R.Mohokar	--	--	--	4
6.	Dr. M.V.Lokhande	--	--	--	4
7.	Dr. R.G. Pawale	--	--	--	4
8.	Dr. S.G. Tugaonkar	--	--	--	4
9.	Mrs. B.A. Rathod	--	--	--	4
10.	Dr. D.B.Kadam	--	--	--	4
	Total			3	36
	%			7.69	92.31

3. Overall Rating of Programme of Study:

Third feedback form was based on Overall Rating of Programme of study. This form was filled by final year students and submitted to feedback committee after the final examination

results. This questionnaire contains fifteen parameter respondents. Students evaluated the study programme on the basis of given fifteen parameters by using four point scale. Feedback Committee randomly selected 10 students form from Arts and Science faculty respectively.

According to the evaluation 43.33% obtained 'Very Good' rank. It indicates that respondent student are very happy with course they have chosen. 36.07% students feel 'Good' with the programme they studied and students found 'Satisfactory' with programme. Only 14% students recorded their evaluation 'As Below Threshold' that is only due to lack of Hostel facility for students in college campus.

4. Exit Questionnaire for Graduating Students:-

Fourth feedback form was about Exit Questionnaire for Graduating Students. 80% students plan to do M. Sc or M.A. after completion of the programme, 75% students give the opinion post graduate education is most valuable and useful for future. Every student have his/her own opinion about the ideal teacher. Usually students gave the grace to their own subject teacher. Almost all students responded positively about their personality. After enrolling in this college they found tremendous change in their personality like improvement in stage courage, speaking skills and upgradation of knowledge. 100% students agreed with the friendship with faculties in department in college. They were mentally intermingled with one another. They wanted to keep their relation good with each other.

5. Entry Questionnaire for student: -

Fifth feedback form was entry questionnaire for students. In response to the question of taking admission in the course to gain useful knowledge and skills, 85% students believed that the obtained course is challenging. They are of the opinion that reputation of all teacher depends on his style of teaching. 60% students believed that their teachers are friendly in attitude. Easy grading and providing intellectual stimulation and atmosphere is disciplined. 75% students say that college timing is convenient.

6. Alumni Feedback Form:-

Sixth feedback form was about Alumni. Alumni of the college held various posts like Teacher, Lecture and coaching institute director. 100% Alumni were interested to visit this college as and when college invites. Some Alumni say that college arranged SET/NET workshop or National Level programme. Mr. Shipparkar Anand an Alumni of the college said that “Please provide department of M.Sc Mathematics and Statistics”.

7. Feedback Form For Parents:

Seventh feedback form was about parents. 100% parents give priority to the college and 40% parents opined that facilities in the college were adequate. 100% parents feel that their ward is physically secure in the campus. 100% parents were satisfied about Teaching-Learning facilities and 80% parents were satisfied for co-operation from the Administrative staff. 90% parents find teaching staff accessible for communication and 90% parents believed in upgradation of hard and soft skills in their ward. 70% parents say that their wards get book from library which has necessary reference books. 100% parents believed that monthly unit test and pre-semester exam enriched their wards learning capacity. 80% parents say that college time table is well executed.

8. Students Feedback of Teacher:

Survey was based on students feedback for the Teacher. In this form they evaluated teacher on five point rating parameter that is 1. Below Average, 2. Average 3. Good, 4. Very good, 5. Excellent. Feedback Committee has taken 10 copies of this form from each teacher. Committee randomly take 10 teacher form which was submitted by students on the basis of Thirty rating criterion. According to this 71.75% teachers were in Excellent category where as 24.94% in ‘Very Good’ rank.

Table No. 3 Student feedback of Teacher overall Rating.

Sr. No.	Name of Teacher	Below Average	Average	Good	Very good	Excellent
1.	Dr. A.T.Shinde	--	--	12	44	75
2.	Dr.S.S.Paikrao	--	--	-	08	140
3.	Dr. B.N.Pastapure	--	--	--	52	85
4.	Dr. F.M.Saudagar	--	--	18	40	70
5.	Dr. H.R.Mohokar	--	--	9	42	65
6.	Dr. M.V.Lokhande	--	--	3	21	110
7.	Dr. R.G. Pawale	--	--	--	40	100
8.	Dr. S.G. Tugaonkar	--	--	3	68	60
9.	Mrs. B.A. Rathod	--	--	--	--	150
10.	Dr. D.B.Kadam	--	--	--	24	120
	Total			45	339	975
	%			3.31	24.94	71.75

Highlights of Overall Feedback Analysis:-

- ❖ 74% Teacher believed that the course prescribed to students is very good.
- ❖ 70% students believed that their teacher are 'Good' academically where as 30% teacher are 'Good'.
- ❖ 43% of learning batch (students) rank programme of study as 'Very Good. 30% students rank as 'Good'.
- ❖ 100% students believed in friendly relation.
- ❖ 80% students took admission in college to gain useful knowledge and skills.
- ❖ College teachers are friendly intellectual and stimulating and atmosphere in college is disciplined. 75% students are of the opinion that college timing is convenient.
- ❖ 100% Alumni are interested to visit college as and when college invite them.
- ❖ 90% parents find teaching staff accessible for communication.
- ❖ 100% parents find their ward physically secure in campus.
- ❖ 100% parents believe that monthly unit-test and pre-semester exam enrich their ward's learning capacity.
- ❖ 90% parents believe that hard and soft skill of their ward is upgraded in college.

Recommendations by Students, Parents and Alumni:-

- ❖ On the basis of proforma third of 'Overall rating of programme 5.6% students commended to start highspeed Wi-Fi facilities in college campus.
- ❖ On the basis of proforma third of 'Overall rating of programme 5.6% students commended to start Hostel facilities in college campus.
- ❖ Increase number of computers in college.

- ❖ Provide essential instruments in labs.
- ❖ Improvement in infrastructural facilities.
- ❖ Increase number of books in library.
- ❖ Plant more trees in campus.
- ❖ Alumni ku.Rohini waghmare suggested to start M.A.History.

Recommendations by Students, Parents and Alumni and Action Taken Report:-

Recommendations of Stakeholders	Action Taken
❖ On the basis of proforma third of 'Overall rating of programme 5.6% students commended to start Hostel facilities in college campus.	❖ In response to this suggestion, it is clarified that the college has limited area and its not possible to provide hostel facility.
❖ Increase number of computers in college.	❖ The purchase committee of Management has approved to purchase new computers. The college has given advertisement in newspaper asking quotation for purchase of new computers. The process is going on.
❖ Alumni ku.Rohini waghmare suggest to start M.A. in History.	❖ The college will consider it in next academic year.
❖ Provide essential instruments in labs.	❖ The college has sufficient instrument labs in due course of time it will be strengthened.
❖ On the basis of proforma third of 'Overall rating of programme 5.6% students commended to start highspeed Wi-Fi facilities in college campus.	❖ In response to this suggestion, it is clarified that the college has provide highspeed Wi-Fi facilities in college campus.
❖ Increase number of books in library.	❖ The college library has a

	good collection of books. New books will be purchased after recommendation of Library Advisory Committee.
❖ Improvement in infrastructural facilities.	❖ Infrastructure is monitored by Shri Sharda Bhavan Education Society, Nanded. The Management representative have visited college for its development.



Dr. G. S. Patil
(Coordinator)


Dr. Mirza S.B.
Director
Internal Quality Assurance Cell
Indira Gandhi (Sr.) College,
CIDCO, New Nanded. (M.S.)




Principal
Indira Gandhi (Sr.) College
CIDCO, New Nanded. (M.S.)



Shri Sharda Bhavan Education Society's

Indira Gandhi Sr. College, CIDCO, Nanded

Feedback Committee Report (2020-2021)

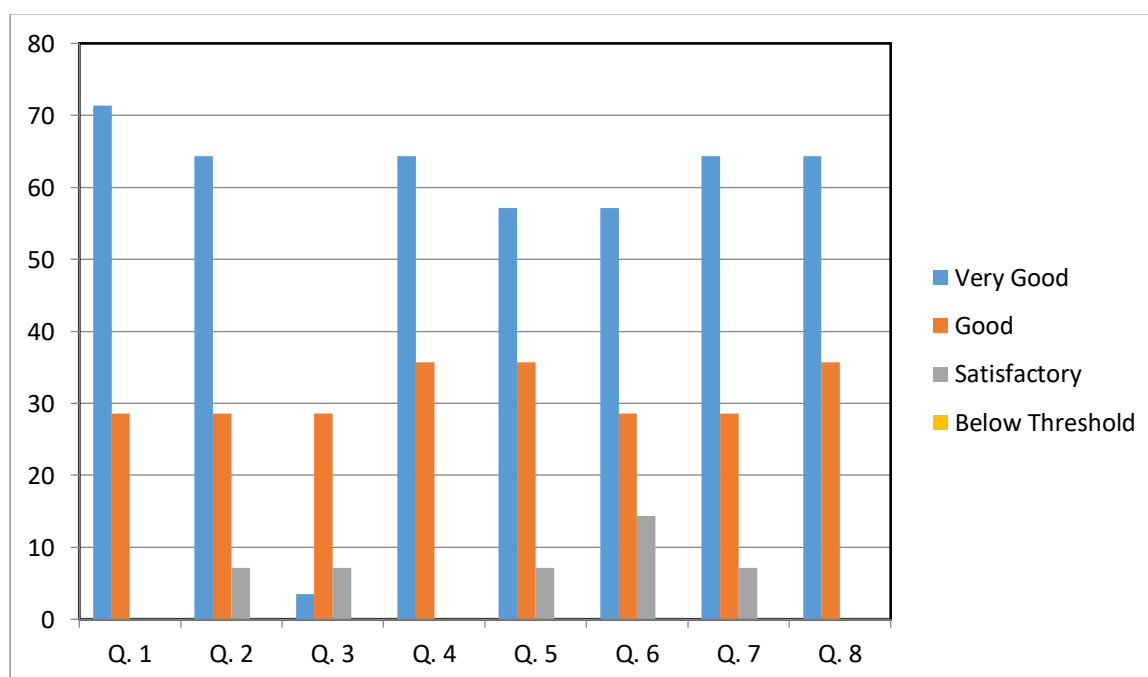
Under Internal Quality Assurance Cell (IQAC) different feedback questionnaire were provided by the Indira Gandhi (Sr.) college to BA, B. Sc. and MA students to understand their expectations from college and teachers and to know students intentions regarding the course they have studied. Every year Indira Gandhi (Sr.) College CIDCO, Nanded collects various programme feedback, students feedback of teacher, overall Rating of programme of study, since college establishment. The purpose of feedback is to evaluate teacher by student is to understand quality and command of teacher over the subject and questionnaires of evaluation of college by parents and Alumni is to know their opinions about college.

Committee has given the form to students, teachers, HODs, parents and Alumni and all members submitted the proforma at the end of academic year. In this academic year due to **Covid-19 pandemic** we collect feedback form through Google forms. It's detailed analysis is given in the report in statistical format. Overall the committee gave five types of Proforma to students, teacher, HOD, Parents and Alumni. These are analyzed as follow.

1. Programme Feedback :-

Feedback Committee collected data by asking various questions in the proforma response to the question is on four point scale i.e. 1. Very good 2. Good 3. Satisfactory 4. Below Threshold. This form filled by seven arts and seven science HOD also one PG HOD. This form is belonging to evaluation about specific subject and courses in Arts and Science faculty. The details about course evaluation using four point scales given are as follows:

Programme Feedback Overall rating

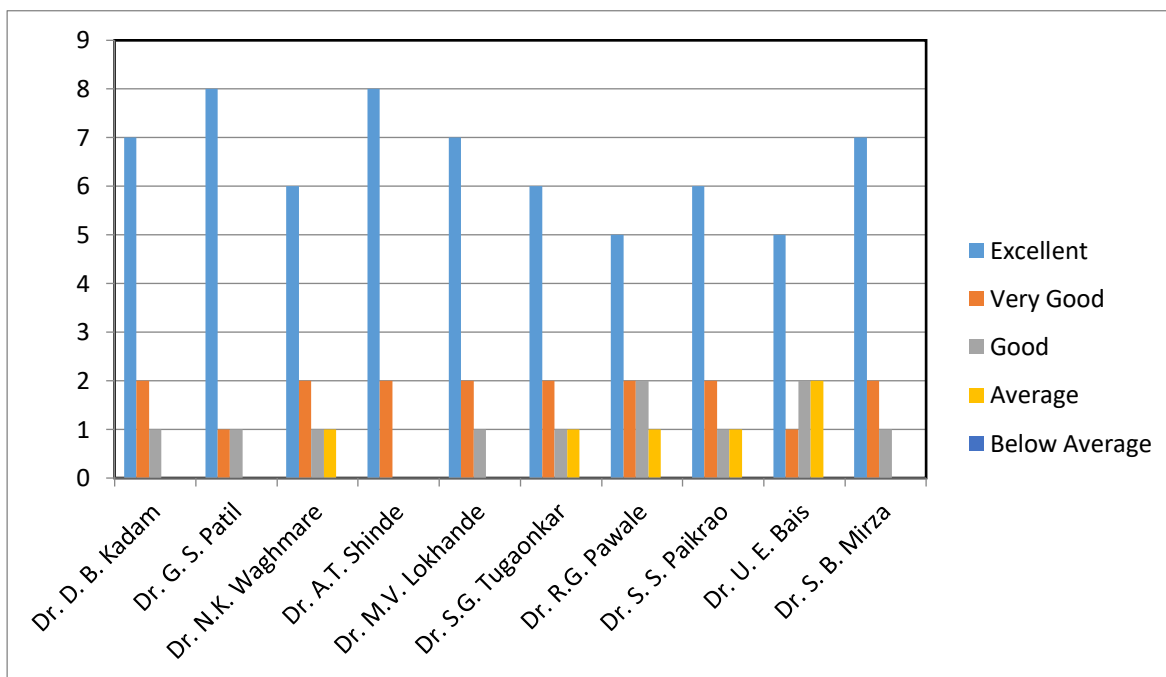


	Very Good	Good	Satisfactory	Below Threshold
Q. 1	71.4	28.6		
Q. 2	64.3	28.6	7.1	
Q. 3	3.5	28.6	7.1	
Q. 4	64.3	35.7		
Q. 5	57.1	35.7	7.1	
Q. 6	57.1	28.6	14.3	

2. Students Feedback of Teacher:-

Survey was based on students feedback for Teacher. This form is filled up by students. It belongs to evaluation about specific subject teacher by using four point scale parameter i.e. 1.Excellent 2.Very Good 3.Good 4.Average 5.Below Average. Feedback Committee has collected 10 copies of this form from students from each teacher. Committee randomly took 10 teachers' form for analysis.

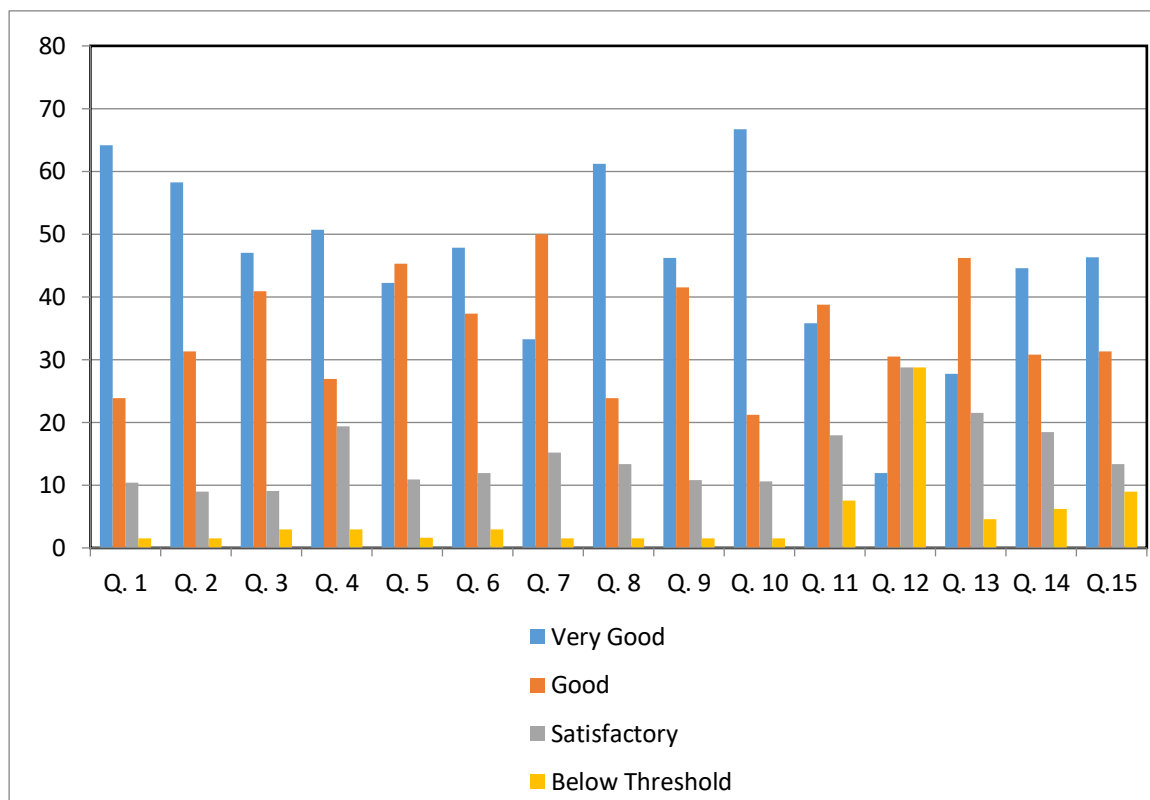
Student feedback of Teacher overall Rating.



Sr. No.	Name of Teacher	Excellent	Very Good	Good	Average	Below Average
1.	Dr. D. B. Kadam	7	2	1		
2.	Dr. G. S. Patil	8	1	1		
3.	Dr. N.K. Waghmare	6	2	1	1	
4.	Dr. A.T. Shinde	8	2			
5.	Dr. M.V. Lokhande	7	2	1		
6.	Dr. S.G. Tugaonkar	6	2	1	1	
7.	Dr. R.G. Pawale	5	2	2	1	
8.	Dr. S. S. Paikrao	6	2	1	1	
9.	Dr. U. E. Bais	5	1	2	2	
10.	Dr. S. B. Mirza	7	2	1		

3. Overall Rating of Programme of Study:

Third feedback form was based on Overall Rating of Programme of study. This form was filled by students and submitted to feedback committee after the final examination results. This questionnaire contains fifteen parameter respondents. Students evaluated the study programme on the basis of given fifteen parameters by using four point scale.



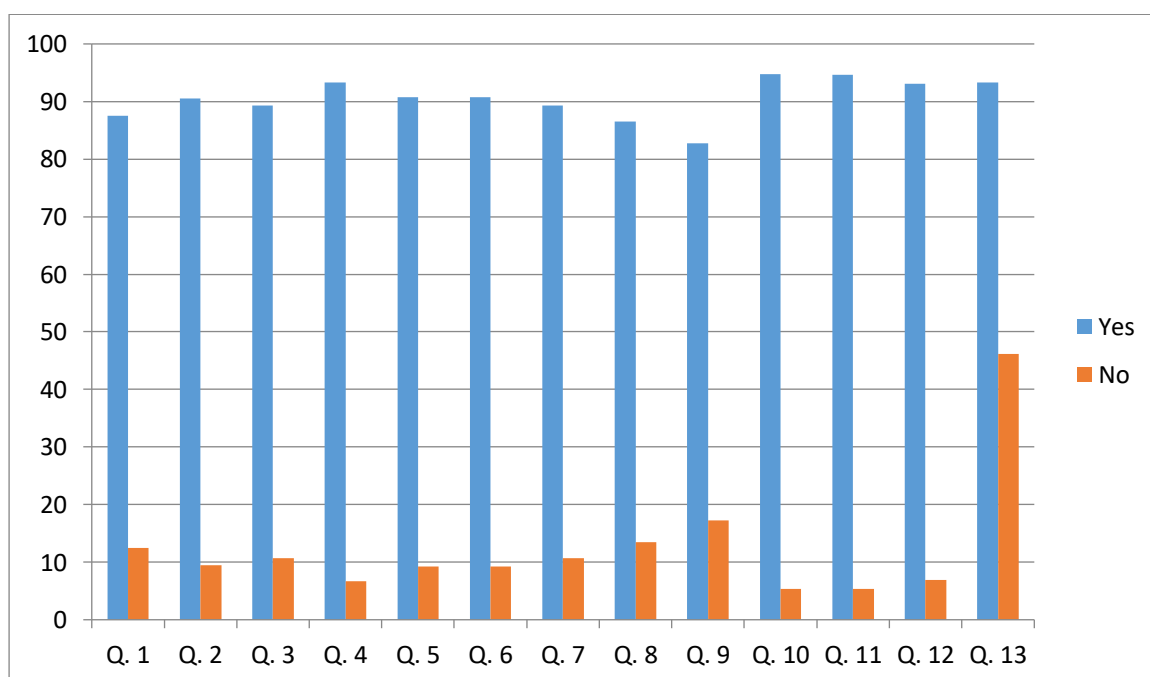
	Very Good	Good	Satisfactory	Below Threshold
Q. 1	64.2	23.9	10.4	1.5
Q. 2	58.2	31.3	9	1.5
Q. 3	47	40.9	9.1	3
Q. 4	50.7	26.9	19.4	3
Q. 5	42.2	45.3	10.9	1.6
Q. 6	47.8	37.3	11.9	3
Q. 7	33.3	50	15.2	1.5
Q. 8	61.2	23.9	13.4	1.5
Q. 9	46.2	41.5	10.8	1.5
Q. 10	66.7	21.2	10.6	1.5
Q. 11	35.8	38.8	17.9	7.5
Q. 12	11.9	30.5	28.8	28.8
Q. 13	27.7	46.2	21.5	4.6
Q. 14	44.6	30.8	18.5	6.2
Q. 15	46.3	31.3	13.4	9

4. Alumni Feedback Form:-

Our institute formed Register Alumni Association. Commite collect feedback form from Alumni of the college though Alumni association. Alumni of the college held various posts like Teacher, Lecture and coaching institute director, PSI, STI, and various reputed posts. 100% Alumni were interested to visit this college as and when college invites. Some Alumni say that college arranged SET/NET workshop or Competitive exam preparation. some Alumni Mr.Balaji Uttamrao Jadhav suggest to start in collage GPS Diploma Course, Avinash Chamkure suggest for Mass Media Course, Dr. Kailash Subhash Sontakke suggest for MSc Botany and Anisha dilip dodke suggest to start M.A History.

4. Feedback Form for Parents:

Seventh feedback form was about parents. 87.5% parents give priority to the college and 90.5% parents opined that facilities in the college were adequate.89.3% parents feel that their ward is physically secure in the campus. 93.3% parents were satisfied about Teaching-Learning facilities and 90.7% parents were satisfied for co-operation from the Administrative staff. 90.7% parents find teaching staff accessible for communication and 89.3% parents believed in up gradation of hard and soft skills in their ward. 86.5% parents feel that the collage is disciplined. 94.7% parents say that their wards get book from library which has necessary reference books. 94.6% parents believed that monthly unit test and pre-semester exam enriched their wards learning capacity. 93.1% parents say that college time table is well executed.93.3% of parents feel that there is personality development in their ward. Some parents suggest to provide canteen, regular online classes should be taken, need of computer lab, to run the kamva and sikva program, and clean and hygienic college campus.



Highlights of Overall Feedback Analysis:-

- ❖ 94% Teacher believed that the course prescribed to students is very good.
- ❖ 96% students believed that their teacher are 'Excellent' academically where as 30% teacher are 'Good'.
- ❖ 93% of learning batch (students) rank programme of study as 'Very Good. 30% students rank as 'Good'.
- ❖ 95% students believed in friendly relation.
- ❖ College teachers are friendly intellectual and stimulating and atmosphere in college is disciplined. 93.1% students are of the opinion that college timing is convenient.
- ❖ 100% Alumni are interested to visit college as and when college invite them.
- ❖ 90.7% parents find teaching staff accessible for communication.
- ❖ 89.3% parents find their ward physically secure in campus.
- ❖ 94.6% parents believe that monthly unit-test and pre-semester exam enrich their ward's learning capacity.
- ❖ 89.3% parents believe that hard and soft skill of their ward is upgraded in college.


Recommendations by Students, Parents and Alumni:-

- ❖ On the basis of proforma third of 'Overall rating of programme 28.8% students commended to start Hostel facilities in college campus.
- ❖ Alumni Dr. Kailash Subhash Sontakke suggested to start M.Sc. Botny.
- ❖ Alumni Mr. Balaji Uttamrao Jadhav Suggest To Start GIS - GPS Diploma Course.
- ❖ Alumni Anisha dilip dodke suggest to start M.A. in History.
- ❖ Provide essential instruments in labs.
- ❖ Improvement in infrastructural facilities.
- ❖ Increase number of books in library.
- ❖ Increase number of computers in college.


Dr. Mirza S.B.
Director
Internal Quality Assurance Cell
Indira Gandhi (Sr.) College,
CIDCO, New Nanded, (M.S.)




Principal
Indira Gandhi (Sr.) College,
CIDCO, New Nanded, (M.S.)


Dr. G. S. Patil
(Coordinator)

Shri Sharda Bhavan Education Society's

**Indira Gandhi Sr. College,
CIDCO, Nanded**

**Feedback Committee Report
(2021-2022)**

Submitted by

Dr. G. S. Patil
(Coordinator)

Shri Sharda Bhavan Education Society's
Indira Gandhi Sr. College, CIDCO, Nanded
Feedback Committee Report (2021-2022)

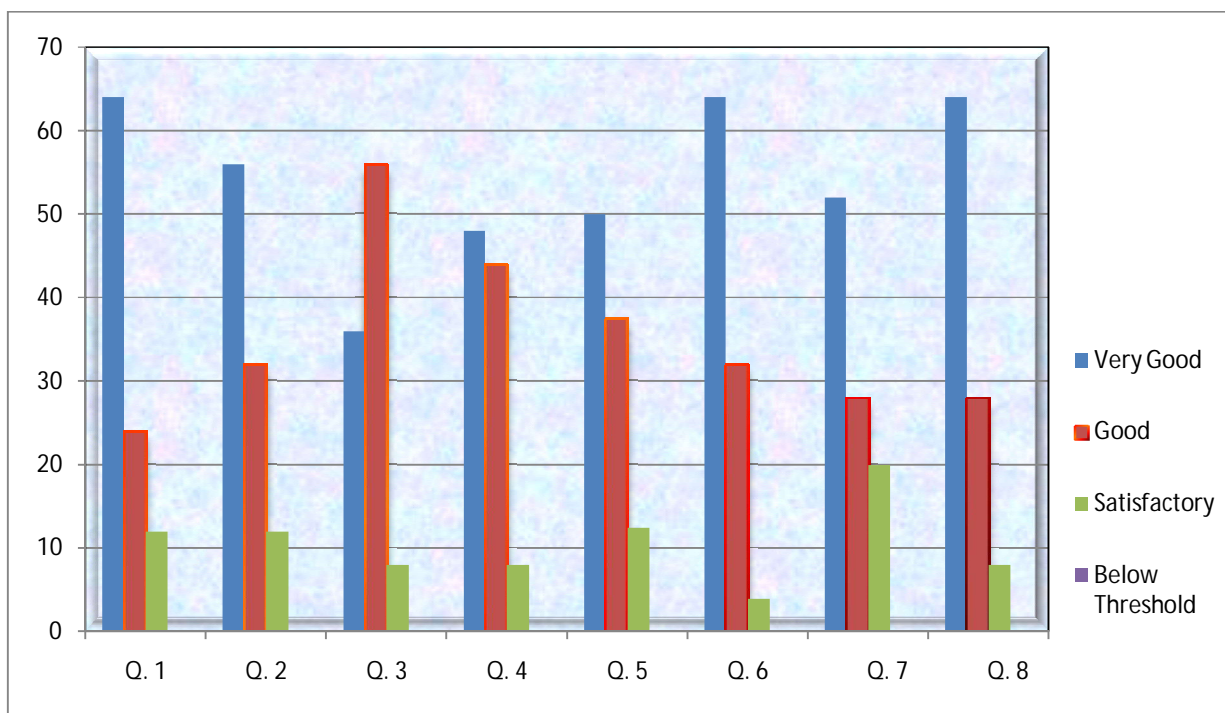
Under Internal Quality Assurance Cell (IQAC) different feedback questionnaire were provided by the Indira Gandhi (Sr.) college to BA, B. Sc. and MA students to understand their expectations from college and teachers and to know students intentions regarding the course they have studied. Every year Indira Gandhi (Sr.) College CIDCO, Nanded collects various programme feedback, students feedback of teacher, overall Rating of programme of study, since college establishment. The purpose of feedback is to evaluate teacher by student is to understand quality and command of teacher over the subject and questionnaires of evaluation of college by parents and Alumni is to know their opinions about college.

Committee has given the form to students, teachers, HODs, parents and Alumni and all members submitted the proforma at the end of academic year. In this academic year due to **Covid-19 pandemic** we collect feedback form though Google forms. It's detailed analysis is given in the report in statistical format. Overall the committee gave five types of Proforma to students, teacher, HOD, Parents and Alumni. These are analyzed as follow.

1. Programme Feedback :-

Feedback Committee collected data by asking various questions in the proforma response to the question is on four point scale i.e. 1. Very good 2. Good 3. Satisfactory 4. Below Threshold. This form filled by seven arts and seven science HOD also one PG HOD. This form is belonging to evaluation about specific subject and courses in Arts and Science faculty. The details about course evaluation using four point scales given are as follows:

Programme Feedback Overall rating



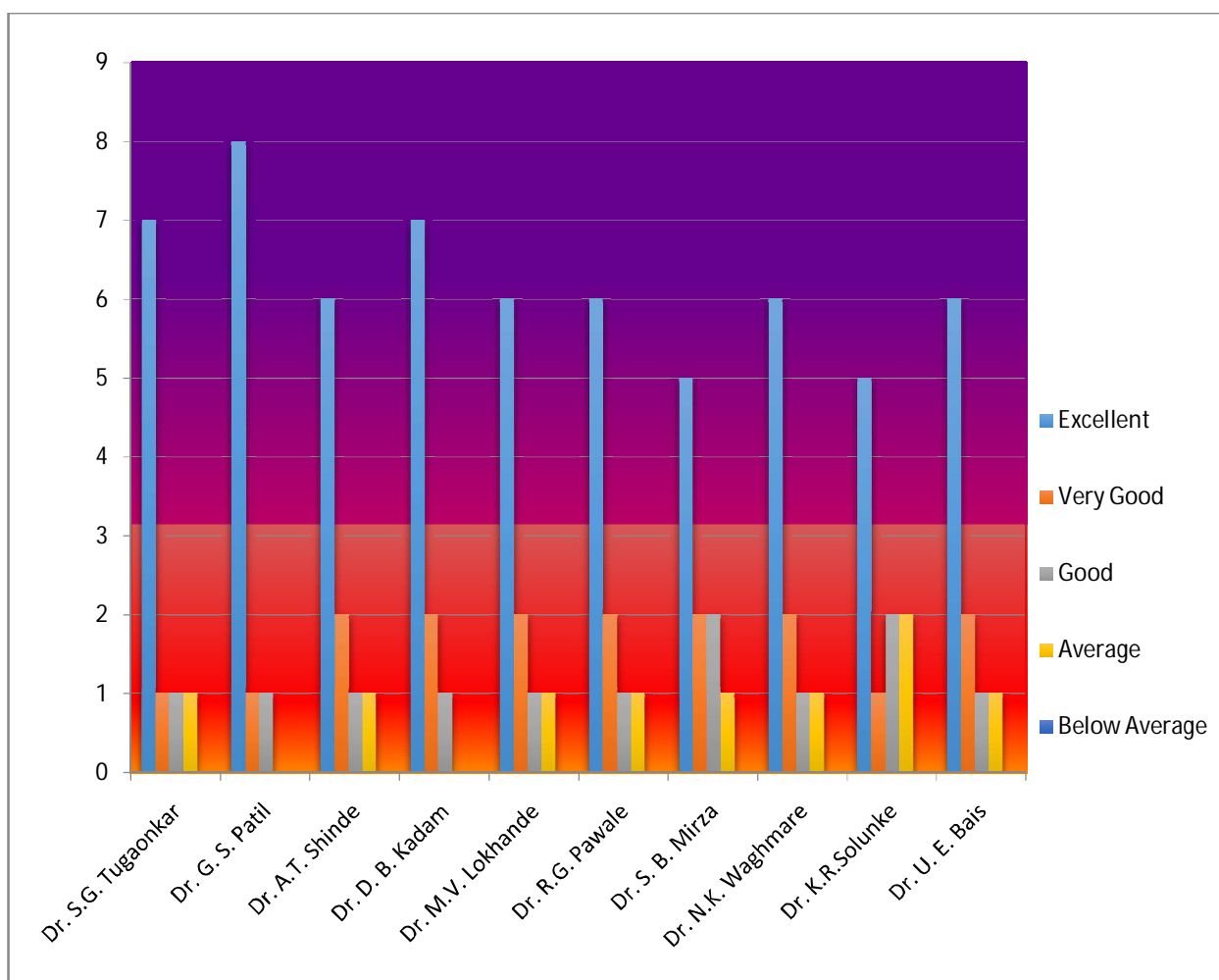
Programme Feedback Overall rating

	Very Good	Good	Satisfactory	Below Threshold
Q. 1	64	24	12	0
Q. 2	56	32	12	0
Q. 3	36	56	8	0
Q. 4	48	44	8	0
Q. 5	50	37.5	12.5	0
Q. 6	64	32	4	0
Q. 7	52	28	20	0
Q. 8	64	28	8	0

2. Students Feedback of Teacher:-

Survey shows Teachers feedback by students. This form is filled up by students. It belongs to evaluation about specific subject teacher by using five point scale parameters i.e. 1.Excellent 2.Very Good 3.Good 4.Average 5. Below Average. Feedback Committee have collected 10 copies of this form from students from each teacher. Committee randomly took 10 teachers' form for analysis.

Student feedback of Teacher overall Rating.



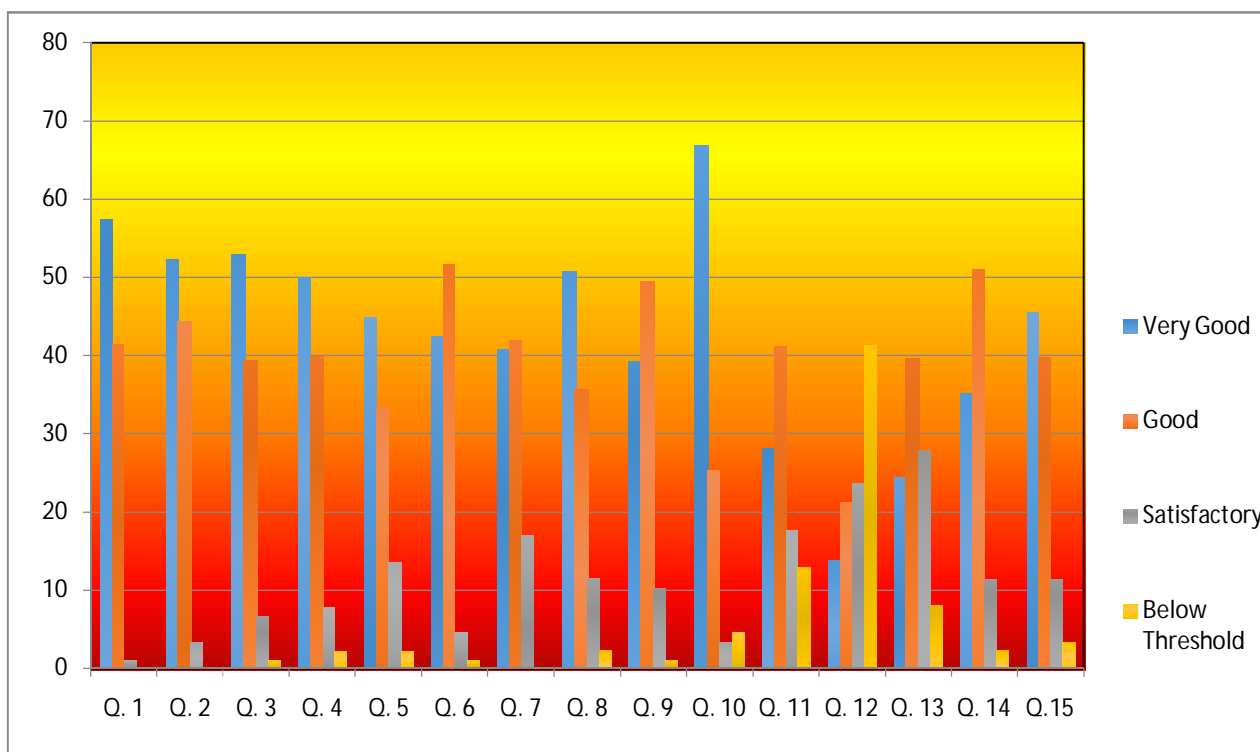
Student feedback of Teacher overall Rating

Sr. No.		Excellent	Very Good	Good	Average	Below Average
1.	Dr. S.G. Tugaonkar	7	1	1	1	0
2.	Dr. G. S. Patil	8	1	1	0	0
3.	Dr. A.T. Shinde	6	2	1	1	0
4.	Dr. D. B. Kadam	7	2	1	0	0
5.	Dr. M.V. Lokhande	6	2	1	1	0
6.	Dr. R.G. Pawale	6	2	1	1	0
7.	Dr. S. B. Mirza	5	2	2	1	0
8.	Dr. N.K. Waghmare	6	2	1	1	0
9.	Dr. K.R.Solunke	5	1	2	2	0
10.	Dr. U. E. Bais	6	2	1	1	0

3. Overall Rating of Programme of Study:

Third feedback form was based on Overall Rating of Programme of study. This form was filled by students and submitted to feedback committee after the final examination results. This questionnaire contains fifteen parameter respondents. Students evaluated the study programme on the basis of given fifteen parameters by using four point scale.

Overall Rating of Programme of Study



Overall Rating of Programme of Study

	Very Good	Good	Satisfactory	Below Threshold
Q. 1	57.5	41.4	1.1	0
Q. 2	52.3	44.3	3.4	0
Q. 3	52.8	39.3	6.7	1.1
Q. 4	50	40	7.8	2.2
Q. 5	44.9	33.3	13.5	2.2
Q. 6	42.5	51.7	4.6	1.1
Q. 7	40.9	42	17	0.1
Q. 8	50.6	35.6	11.5	2.3
Q. 9	39.1	49.4	10.3	1.1
Q. 10	66.7	25.3	3.4	4.6
Q. 11	28.2	41.2	17.6	12.9
Q. 12	13.8	21.2	23.7	41.3
Q. 13	24.4	39.5	27.9	8.1
Q. 14	35.2	51.1	11.4	2.3
Q.15	45.5	39.8	11.4	3.4

4. Alumni Feedback Form:-

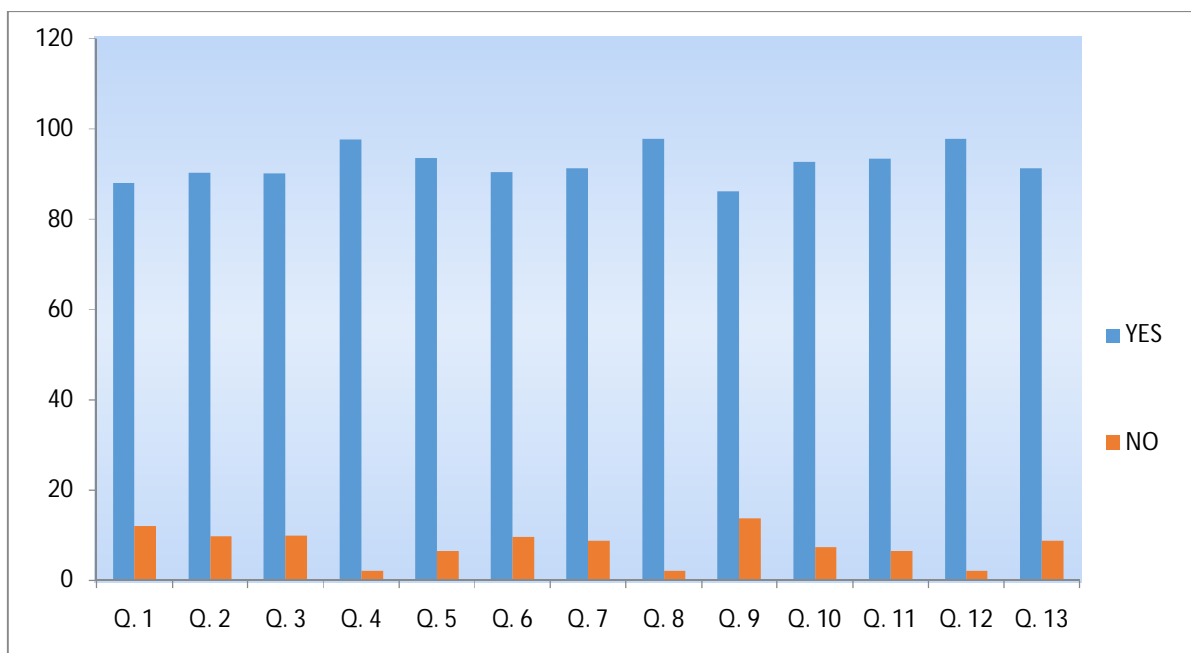
Our Alumni Association is registered. Feedback Committee collects form from Alumni of the college. Alumni occupied various posts like Teachers, Lecturer and coaching institute director, PSI, STI, and various reputed posts. Almost all Alumni are interested to visit this college as and when college invites them. Alumni association have strong financial support to college. Alumni donate books and some educational ICT equipment to college. Alumni suggests about syllabus to introduce new program in college. Some Alumni expects special coaching for SET/NET. Dr. Rahul Datta Kamble suggest for incorporate vocational and skill based courses in collage & PG program in Chemistry, Mr. Amar Bais wanted to start B.Com program in college. Mr.Sonvane Gajanan suggest to start B.Sc. in Biotechnology Dr. Sanjay Raosaheb Sawate suggest for Diploma in Geoinformatics, Katkade Rushikesh suggest for MSc Botany .Telange Amol Tanaji suggest for MSc in Math and Kadam Arti Dnyaneshwar suggest to start M.A History.

5. Parents Feedback Form:

Fifth feedback form is from parents their opinion which is analysed here ---

- 88% parents has given first priority to the college for their ward .
- 90.3% parents opinion that facilities in the college are adequate.
- 97.8% parents feel that their ward is physically secure in the campus.
- 93.6% parents were satisfied about Teaching-Learning facilities
- 90.4% parents were satisfied for co-operation from the college Administrative staff.
- 91.3% parents find teaching staff accessible for communication
- 97.9% parents believed in up gradation of hard and soft skills in their ward.
- 86.2% parents feel that the collage is disciplined.
- 92.6% parents say that their wards get book from library which has necessary reference books.
- 93.5% parents believed that monthly unit test and pre-semester exam enriched their wards learning capacity.
- 97.9% parents say that college time table is well executed.
- 91.4% of parents feel that there is personality development in their ward. Some parents suggest to provide canteen, regular online classes should be taken, need of computer lab, to run the kamva and sikva program, and clean and hygienic college campus.

Feedback Form for Parents



Feedback Form for Parents

	Q. 1	Q. 2	Q. 3	Q. 4	Q. 5	Q. 6	Q. 7	Q. 8	Q. 9	Q. 10	Q. 11	Q. 12	Q. 13
YES	88	90.3	90.2	97.8	93.6	90.4	91.3	97.9	86.2	92.6	93.5	97.9	91.4
NO	12	9.7	9.8	2.2	6.4	9.6	8.7	2.1	13.8	7.4	6.5	2.1	8.6

Highlights of Overall Feedback Analysis:-

- ❖ 98% Teachers are believed that, the course prescribed to students is very good.
- ❖ 96% students believed that ,their teacher are academically 'Excellent' where as 28% teacher are in 'Good' catogary.
- ❖ 93% standing learning students marks as 'Very Good. 22% students marks as 'Good'.
- ❖ 98% students find friendly relation in campus .
- ❖ College teachers are friendly, intellectual and stimulating the atmosphere in campus
- ❖ 93.1% students are given positive remark for college timing .
- ❖ 100% Alumni are interested to visit college as and when college invites them.
- ❖ 97.9% parents find teaching staff accessible for communication.
- ❖ 97.8% parents find their ward physically secure in campus.
- ❖ 93.5% parents believe that monthly unit-test and pre-semester exam enrich their ward's learning capacity.
- ❖ 97.9% parents believed in upgradation of hard and soft skills in their ward.

Action Taken Report:-

Analysis of selected recommendations/suggestions given by various stakeholders and Action taken by college administration are shown below.

Recommendations of Stakeholders	Action Taken
❖ As per third proforma of 'Overall rating of programme 25.3% students commented to start Hostel facilities in college campus.	❖ In response to this suggestion, it is clarified by management that the college has inadequate land area to spare for hostel facility.
❖ Some students and parents expected that the college take initiative for 'Earn and learn scheme' in college campus.	❖ In this response college administration has taken positive cognizance will implement it structurally.
❖ Our alumni Dr. Rahul Datta Kamble has suggest for vocational , skill based and P.G in chemistry courses in collage .	❖ College Development Committee had already recommended to start P. G. Courses in Arts and Science faculties. The Management approved to start M. Sc. Zoology and M. A. Marathi from academic year 2021-22.
❖ Mr. Amar Bais chairman of alumni say to start B.Com program in college.	❖ It was approved in IQAC to start start B.Com program in college. The proposal is submitted to Affiliating University and the college is hopeful to get its sanction letter soon.
❖ Alumni Kadam Arti Dnyaneshwar suggest to start M.A. in History.	❖ The college will consider it in future.
❖ Provide essential instruments in labs.	❖ The college has sufficient instrument in labs to run the courses and in due course of time it will be strengthened.
❖ Improvement in infrastructural facilities.	❖ Infrastructure is monitored by The Management representative and assure to avail the essential facilities in college for its development.
❖ Increase number of books in library.	❖ The college library has a good collection of books.(Numbers and

	Holdings) New books will be purchased time to time as per recommendation of Library Advisory Committee.
❖ Increase number of computers in college.	❖ The purchase committee of Management has approved the letter to purchase new 25 computers. Will add in lab very soon.

Dr. G. S. Patil


(Co-Ordinator)


Dr. Mirza S.B.
Director
Internal Quality Assurance Cell
Indira Gandhi (Sr.) College,
CIDCO, New Nanded. (M.S.)




Principal
Indira Gandhi (Sr.) College,
CIDCO, New Nanded. (M.S.)